



Committee Meeting Agenda

December 10, 2014 – 3:30 p.m.

- 1. Call to Order**

- 2. Approval of Agenda**
 - 2.1 Additions to Agenda
 - 2.2 Approval of Agenda

- 3. Appointments**

- 4. Approval of Committee Notes**
 - 4.1 Amendment/Correction of Notes
 - 4.2 Approval of Committee Notes – November 12, 2014

- 5. Presentations**

- 6. Reports from Senior Administration**
 - 6.1 Superintendent
 - 6.2 Associate Superintendent, Education Services
 - 6.3 Secretary Treasurer
 - 6.4 Associate Superintendent, Human Resources & Leadership Support

7. Reports from Trustees and Standing Committees

- 7.1 Chair's Report
- 7.2 Trustees Report
- 7.3 Building
- 7.4 Finance & Human Resources
- 7.5 Education Policy
- 7.6 Advocacy Committee
- 7.7 Transportation

8. Reports from Special Committees/Task Groups

- 8.1 Alberta School Boards Association Zone 2/3
- 8.2 Public School Boards Association of Alberta
- 8.3 Policy Advisory (ATA)
- 8.4 Policy Review (CUPE)
- 8.5 Community Services Advisory Board

9. New Business

- 9.1 Policy Tracker
- 9.2 Policy F/I/3 – Vocational Education

9.3 Draft Operational School Year Calendar, 2015-2016

9.4 Draft Operational School Year Calendar, 2016-2017

9.5 ASBA Advocacy Plan and Strategic Plan Survey

9.6 Class Size Information

10. Unfinished Business

11. Information Items

12. Pending List

13. Adjournment



Committee of the Whole

Summary of Motions

Wednesday, November 12, 2014

Sturgeon School Division

Items Referred to November 26, 2014 Public Board Meeting

- Policy B/III/4 - Communications
- Policy D/I/13 – Instructional Materials
- Policy D/I/18 – Public Interest Disclosure (Whistle Blower Protection) Act (PIDA)
- Policy D/II/3 – Patriotic Exercises/Flag Etiquette
- Policy E/I/1 – Staffing Policy
- Policy E/I/14 – Conflict of Interest
- Draft Sturgeon School Division Three Year Plan 2014/2017/AERR 2013/2014
- Draft Sturgeon School Division AERR 2013/2014 Summary
- Draft 2013/2014 Audited Financial Statements
- Tentative CUPE Agreement September 1, 2013 – August 31, 2016
- Revised Capital Plan 2014-2017
- Revised Modular Request 2015-2016

Items Referred to the Education Committee

- Policy B/II/20 – Protocol: Recognition of Dignitaries and Trustees at School or Public Events



Notes of the Meeting of The Committee of the Whole Held at Morinville on November 12, 2014

Roll Call

Present were Trustees: Mr. Terry Jewell (Chair); Ms. Tracy Nowak (Vice Chair); Mrs. Misty Featherley; Mrs. Liz Kohle; Mrs. Wendy Miller; Mrs. Michelle Mychasiw; Mrs. Shelley Porter; Dr. Michèle Dick (Superintendent); Mr. Wolfgang Jeske (Associate Superintendent, Education Services); Mrs. Iva Paulik (Secretary Treasurer); Mr. Dave Johnson (Associate Superintendent, Human Resources & Leadership Support)

Mrs. Michelle Mychasiw left the meeting at 5:12 p.m.

Dr. Michele Dick left the meeting at 6:20 p.m.

Call to Order

The Vice Chair called the meeting to order at 5:05 p.m.

Approval of Agenda

Moved by Mr. Jewell that the agenda be approved as amended:

Advocacy Committee is moved to the beginning of the agenda.

CARRIED 7/0

Appointments

There were no appointments.

Approval of Committee Notes

Moved by Mr. Jewell that the notes of October 8, 2014 be approved.

CARRIED 7/0

Presentations

There were no presentations.

Reports from Senior Administration

- 6.1 Superintendent.**
A written report was provided.
- 6.2 Associate Superintendent, Education Services**
A written report was provided.
- 6.3 Secretary-Treasurer**
No report was provided.
- 6.4 Associate Superintendent, Human Resources & Leadership Support**
No report was provided.

Reports from Trustees and Standing Committees

- 7.1 Chair's Report**
No report was provided.
- 7.2 Trustees' Reports**
Verbal reports were provided.

Trustees attended Remembrance Day Ceremonies.
- 7.3 Building**
A verbal report was provided.
- 7.4 Finance & Human Resources**
No report was provided.
- 7.5 Education Policy**
No report was provided.
- 7.6 Advocacy Committee**
Each Trustee was provided with a Sturgeon School Division 75th Anniversary book to provide to Senior Citizen Centers and Libraries within their communities.

7.7 Transportation

No report was provided.

A meeting is scheduled for Thursday, November 13, 2014.

Reports from Special Committees/Task Groups**8.1 Alberta School Boards Association Zone 2/3**

A verbal report was provided.

8.2 Public School Boards Association of Alberta

A verbal report was provided.

8.3 Policy Advisory Committee (ATA)

No report was provided.

8.4 Policy Review Committee (CUPE)

A verbal report was provided.

8.5 Community Services Advisory Board

A verbal report was provided.

New Business**9.1 Policy Tracker 2014-2015: Direction to Proceed**

Received as information.

9.2 Policy B/II/20 - Protocol: Recognition of Dignitaries and Trustees at School or Public Events

Moved by Mrs. Porter that the Board of Trustees refer Policy B/II/20 – Protocol: Recognition of Dignitaries and Trustees at School or Public Events to the Education Committee.

CARRIED 6/0

9.3 Policy B/III/4 - Communications

Moved by Mrs. Kohle that the Board of Trustees refer Policy B/II/4 - Communications to the November Board Meeting.

CARRIED 6/0

- 9.4 Policy D/I/13 – Instructional Materials**
Moved by Mr. Jewell that the Board of Trustees refer Policy D/I/13 – Instructional Materials to the November Board Meeting:
CARRIED 6/0
- 9.5 Policy D/I/18 – Public Interest Disclosure (Whistle Blower Protection) Act (PIDA)**
Moved by Mrs. Featherley that the Board of Trustees refer Policy D/I/18 – Public Interest Disclosure (Whistle Blower Protection) Act (PIDA) to the November Board Meeting.
CARRIED 6/0
- 9.6 Policy D/II/3 – Patriotic Exercises/Flag Etiquette**
Moved by Mrs. Miller that the Board of Trustees refer Policy D/II/3 – Patriotic Exercises/Flag Etiquette to the November Board Meeting
CARRIED 6/0
- 9.7 Policy E/I/1 – Staffing Policy**
Moved by Mr. Jewell that the Board of Trustees refer Policy E/I/1 – Staffing Policy to the November Board Meeting
CARRIED 6/0
- 9.8 Policy E/I/14 – Conflict of Interest**
Moved by Mrs. Porter that the Board of Trustees refer Policy E/I/14 – Conflict of Interest to the November Board Meeting
CARRIED 6/0
- 9.9 DRAFT Three Year Plan 2014/2017/AERR 2013/2014**
Moved by Mrs. Miller that the Board of Trustees refer the draft Sturgeon School Division Three Year Plan 2014/2017/AERR 2013/2014 to the November Board Meeting
CARRIED 6/0
- 9.10 AERR Summary**
Moved by Mr. Jewell that the Board of Trustees refer the draft Sturgeon School Division AERR 2013-2014 Summary to the November Board Meeting
CARRIED 6/0
- 9.11 Draft 2013/2014 Audited Financial Statements**
Moved by Mr. Jewell that the Board of Trustees refer the draft 2013/2014 Audited Financial Statements to the November Board Meeting
CARRIED 6/0

Unfinished Business

Information Items

Pending List

Adjournment

The meeting adjourned at 6:57 p.m.

**Discussions on items are held at Committee of the Whole Meetings.
Decisions on items are made at Board Meetings.**



POLICY TRACKER (School Year 2014-2015)

Policy Number	Policy	Board Direction to Proceed (COW)	Committee Review	Policy Advisory Committee (PAC) Review	Final Draft Review	Recommendation to Approve
AUGUST 2014						
SEPTEMBER 2014						
D//08	Purchasing	2014-Sept-10				Approved 2014-Sept-24
E//01	Employee Recognition	2014-Sept-10				Approved 2014-Sept-24
E//03	Growth, Supervision and Evaluation of School Administrators	2014-Sept-10				Approved 2014-Sept-24
I/03	Incliment Weather	2014-Sept-10				Approved 2014-Sept-24
B//01	Board Procedures	2014-Sept-10				Approved 2014-Sept-24
OCTOBER 2014						
A/01	A Short History of the Sturgeon School Division	2014-Oct-9				Recinded 2014-Oct-22
D//09	Joint-Use Agreements	2014-Oct-9				Approved 2014-Oct-22
E//02	Trustee Remuneration and Expense Reimbursement	2014-Oct-9				Approved 2014-Oct-22
NOVEMBER 2014						
B//04	Communications	2014-Nov 12				Approved - 2014-Nov-26
D//13	Instructional Material	2014-Nov 12				Approved - 2014-Nov-26
D//18	Whistle Blower	2014-Nov 12				Approved - 2014-Nov-26
D//03	Patriotic Exercises/Flag Etiquette	2014-Nov 12				Approved - 2014-Nov-26
D//20	Protocol: Recognition of Dignitaries and Trustees at School or Public Events	2014-Nov 12	Ref. to Ed. Committee			
E//01	Staffing Policy	2014-Nov 12 2014-Dec-10				
E//14	Employee Conflict of Interest	2014-Nov 12				Approved - 2014-Nov-26



POLICY TRACKER (School Year 2014-2015)

Policy Number	Policy	Board Direction to Proceed (COW)	Committee Review	Policy Advisory Committee (PAC) Review	Final Draft Review		Recommendation to Approve
					Committee of the Whole		
DECEMBER 2014							
JANUARY 2015							
B/IV/03	Media and Public Relations	2015-Jan-14	<input type="checkbox"/> COW <input type="checkbox"/> Education <input type="checkbox"/> Bldg <input type="checkbox"/> HR <input type="checkbox"/> Transportation <input type="checkbox"/> O & M				
F/II/03	Vocational Education	2015-Jan-14					
FEBRUARY 2015							
B/IV/02	Board-Staff Communications	2015-Feb-11					
F/IV/07	Student Conduct	2015-Feb-11					
D/II/12	Income Tax Deductible Receipts for Donations Received by the Division	2015-Feb-11					
MARCH 2015							
C/08	Temporary designation of Principals and Vice Principals	2015-Mar-11					
F/II/14	Information and Communication Technology	2015-Mar-11					
APRIL 2015							
NEW	Meetings by Electronic Means	2015-Apr-8					
D/II/4	Non-Resident Students	2015-Apr-8					
I/9	Language Immersion Transportation Service	2015-Apr-8					
MAY 2015							



Committee of the Whole Memorandum

Date: December 10, 2014
To: Committee of the Whole
From: Wolfgang Jeske Associate Superintendent, Education Services
Subject: Policy F/I/3 Vocational Education

Background:

Please find attached Policy F/I/3 - Vocational Education. Upon review, it is suggested that this policy be rescinded as it provides no guidance beyond that which is provided or required by the Guide to Education, the Off-Campus Education handbook, and current practice for all courses and pathways offered at the high school level.

Recommendation:

That the Committee of the Whole review Policy F/I/3 - Vocational Education and advise Senior Administration accordingly.



1.0 POLICY

- 1.1 The Board offers vocational education to assist students to integrate educational skills and job entry skill development in a technical learning environment, and to prepare them for employment or further training and education.

2.0 GUIDELINES

- 2.1 Policies and Guidelines concerning vocational education shall be in keeping with the intent of the policies, guidelines and procedures of Alberta Education.
- 2.2 The Vocational Education program may include Career and Technology Studies, Green Certificate Program, Knowledge and Employability, Off-campus Education, or Apprenticeship Articulation courses as outlined in the Alberta ECS to Grade 12 Guide to Education.
- 2.3 The full sequence of vocational courses may be offered if there are sufficient student registrations and appropriate staff and facilities are available. However, no assurance is given by the school that a student who registers in an introductory level vocational course will be able to complete the full sequence unless there are sufficient student registrations to warrant the offering of courses at each level. Students shall be advised of this possibility at the time of registration in the introductory vocational courses.
- 2.4 The principal shall establish criteria to be used in the event of over-subscription to a vocational course.

References: *Admin Practice(s): ES 5 - Off-Campus Education*
Guide to Education: Program Planning section and pertinent documents referred to therein



Committee of the Whole Memorandum

Date: December 10, 2014
To: Committee of the Whole
From: Dave Johnson, Associate Superintendent, Human Resources
Subject: DRAFT Operational School Year Calendar, 2015 - 2016

Background:

Please find attached the DRAFT operational school year calendar, the draft calendar details, as well as draft day count for the 2015-2016 school year.

Recommendation:

That the Board of Trustees take under consideration this first draft of the operational school year calendar for 2015-2016 and advise Senior Administration accordingly.

2015-2016

DRAFT 1

December 10, 2014

School offices open August 24
 Prof. Dev. Collaboration – No classes August 26
 Prof. Dev. Collaboration – No classes August 27
 Operational Non-Instructional (K-12) August 28
 All classes (full day) August 31
 Labour Day – No classes September 7
 Division/School PD/Collaboration; Staff meeting September 11
 Division/School PD/Collaboration; Staff meeting October 9
 Thanksgiving Day – No classes October 12
 Remembrance Day November 11
 Division/School PD/Collaboration; Staff meeting November 12
 In lieu of Parent/Teacher Interviews November 13
 Division/School PD/Collaboration; Staff meeting December 11
 Christmas Vacation Dec. 21-Jan 1
 Classes Resume January 4
 Division/School PD/Collaboration; Staff meeting January 29
 First day of classes Semester Two February 1
 Teachers' Convention – No classes February 4-5
 Division/School PD/Collaboration; Staff meeting February 12
 Family Day – No classes February 15
 Division/School PD/Collaboration; Staff meeting March 11
 In lieu of Parent/Teacher Interviews March 24
 Good Friday - No classes March 25
 Spring Recess March 28 - April 1
 Classes Resume April 4
 Division/School PD/Collaboration; Staff meeting April 15
 Division/School PD/Collaboration; Staff meeting May 20
 Victoria Day - No classes May 23
 Division/School PD/Collaboration; Staff meeting June 10
 Operational Non-Instructional (K-12) June 29
 Last day of classes June 30

OCTOBER, 2015

S	M	T	W	T	F	S
				1	2	3
4	5	6	7	8	9	10
11	12	13	14	15	16	17
18	19	20	21	22	23	24
25	26	27	28	29	30	31

SEPTEMBER, 2015

S	M	T	W	T	F	S
		1	2	3	4	5
6	7	8	9	10	11	12
13	14	15	16	17	18	19
20	21	22	23	24	25	26
27	28	29	30			

AUGUST, 2015

S	M	T	W	T	F	S
						1
2	3	4	5	6	7	8
9	10	11	12	13	14	15
16	17	18	19	20	21	22
23	24	25	26	27	28	29
30	31					

JANUARY, 2016

S	M	T	W	T	F	S
						1
3	4	5	6	7	8	9
10	11	12	13	14	15	16
17	18	19	20	21	22	23
24	25	26	27	28	29	30
31						

DECEMBER, 2015

S	M	T	W	T	F	S
		1	2	3	4	5
6	7	8	9	10	11	12
13	14	15	16	17	18	19
20	21	22	23	24	25	26
27	28	29	30	31		

APRIL, 2016

S	M	T	W	T	F	S
						1
3	4	5	6	7	8	9
10	11	12	13	14	15	16
17	18	19	20	21	22	23
24	25	26	27	28	29	30

MARCH, 2016

S	M	T	W	T	F	S
		1	2	3	4	5
6	7	8	9	10	11	12
13	14	15	16	17	18	19
20	21	22	23	24	25	26
27	28	29	30	31		

JULY, 2016

S	M	T	W	T	F	S
						1
3	4	5	6	7	8	9
10	11	12	13	14	15	16
17	18	19	20	21	22	23
24	25	26	27	28	29	30
31						

JUNE, 2016

S	M	T	W	T	F	S
		1	2	3	4	
5	6	7	8	9	10	11
12	13	14	15	16	17	18
19	20	21	22	23	24	25
26	27	28	29	30		

MAY, 2016

S	M	T	W	T	F	S
1	2	3	4	5	6	7
8	9	10	11	12	13	14
15	16	17	18	19	20	21
22	23	24	25	26	27	28
29	30	31				

Operational Day - No Classes

Non-Operational Day

Division/School P D; Collaboration; Staff Meeting

STURGEON SCHOOL DIVISION
 9820-104 Street
 Morinville, AB T8R 1L8
 Phone: (780) 939-4341





School Year 2015-2016

(All dates are inclusive unless otherwise specified)

AUGUST

Mon.	24	School offices open
Wed.	26	Professional Development Day – No classes
Thurs.	27	Professional Development Day – No classes
Fri.	28	Operational Non-Instructional Day
Mon.	31	All classes (full day)

SEPTEMBER

Mon.	7	LABOUR DAY - No classes
Fri.	11	PD Collaboration and Staff Meeting

OCTOBER

Fri.	9	PD Collaboration and Staff Meeting
Mon.	12	THANKSGIVING DAY - No classes

NOVEMBER

Wed.	11	Remembrance Day – No classes
Thurs.	12	PD Collaboration and Staff Meeting
Fri.	13	Non-instructional day in lieu of Parent-Teacher Interviews

DECEMBER

Fri.	11	Division / School Professional Development Collaboration – No classes
Mon.	21	Christmas recess begins

JANUARY

Mon.	4	Classes resume
Fri.	29	PD Collaboration and Staff Meeting

References: Policy: *D/11/1 Operational School Year*
Admin Practices: *Administration 4 – Operational School Year*
School Operational Year Calendar 2015-2016
School Operational Year Calendar Day Count 2015-2016
School Act: 56



FEBRUARY

Mon. 1 First day of Semester 2
Thurs./Fri. 4/5 Teachers' Convention - No classes
Fri. 12 Division / School Professional Development Collaboration – No classes
Mon. 15 FAMILY DAY - No classes

MARCH

Fri. 11 Division / School Professional Development Collaboration – No classes
Thurs. 24 Non-instructional day in lieu of Parent-Teacher Interviews
Fri. 25 GOOD FRIDAY – No classes
Mon. 28 EASTER MONDAY – No classes
Mon. 28 Spring recess begins

APRIL

Mon. 4 Classes resume
Fri. 15 Division / School Professional Development Collaboration – No classes

MAY

Fri. 20 Division / School Professional Development Collaboration – No classes
Mon. 23 VICTORIA DAY - No classes

JUNE

Fri. 10 Division / School Professional Development Collaboration – No classes
Mon. 29 Operational Non-Instructional Day
Fri. 30 Last day of classes

References: Policy: *D/II/1 Operational School Year*
Admin Practices: *Administration 4 – Operational School Year*
School Operational Year Calendar 2015-2016
School Operational Year Calendar Day Count 2015-2016
School Act: 56



School Year 2015-2016

	Non-Instructional		Instructional		Operational	
	1 to 9	10 to 12	1 to 9	10 to 12	1 to 9	10 to 12
AUGUST	3.0	3.0	1.0	1.0	4.0	4.0
SEPTEMBER	1.0	1.0	20.0	20.0	21.0	21.0
OCTOBER	1.0	1.0	20.0	20.0	21.0	21.0
NOVEMBER	2.0	2.0	18.0	18.0	20.0	20.0
DECEMBER	1.0	1.0	13.0	13.0	14.0	14.0
JANUARY	1.0	1.0	18.0	18.0	19.0	19.0
TOTAL – SEMESTER I	9.0	9.0	90.0	90.0	99.0	99.0
FEBRUARY	3.0	3.0	17.0	17.0	20.0	20.0
MARCH	2.0	2.0	16.0	16.0	18.0	18.0
APRIL	1.0	1.0	19.0	19.0	20.0	20.0
MAY	1.0	1.0	20.0	20.0	21.0	21.0
JUNE	2.0	2.0	20.0	20.0	22.0	22.0
TOTAL - SEMESTER II	10.0	10.0	90.0	90.0	100.0	100.0
OPERATIONAL YEAR TOTAL	19.0	19.0	180.0	180.0	199.0	199.0

References: Policy: *D/II/1 Operational School Year*
 Admin Practices: *Administration 4 – Operational School Year*
School Operational Year Calendar 2015-2016
School Operational Year Calendar Details 2015-2016
 School Act: 56



Committee of the Whole Memorandum

Date: December 10, 2014
To: Committee of the Whole
From: Dave Johnson, Associate Superintendent, Human Resources
Subject: DRAFT Operational School Year Calendar, 2016 - 2017

Background:

Please find attached the DRAFT operational school year calendar, the draft calendar details, as well as draft day count for the 2016-2017 school year.

Recommendation:

That the Board of Trustees take under consideration this first draft of the operational school year calendar for 2016-2017 and advise Senior Administration accordingly.

2016-2017

DRAFT 1

December 10, 2014

AUGUST, 2016

S	M	T	W	T	F	S
1	2	3	4	5	6	
7	8	9	10	11	12	13
14	15	16	17	18	19	20
21	22	23	24	25	26	27
28	29	30	31			

SEPTEMBER, 2016

S	M	T	W	T	F	S
				1	2	3
4	5	6	7	8	9	10
11	12	13	14	15	16	17
18	19	20	21	22	23	24
25	26	27	28	29	30	

OCTOBER, 2016

S	M	T	W	T	F	S
						1
2	3	4	5	6	7	8
9	10	11	12	13	14	15
16	17	18	19	20	21	22
23	24	25	26	27	28	29
30	31					

NOVEMBER, 2016

S	M	T	W	T	F	S
1	2	3	4	5		
6	7	8	9	10	11	12
13	14	15	16	17	18	19
20	21	22	23	24	25	26
27	28	29	30			

DECEMBER, 2016

S	M	T	W	T	F	S
				1	2	3
4	5	6	7	8	9	10
11	12	13	14	15	16	17
18	19	20	21	22	23	24
25	26	27	28	29	30	31

JANUARY, 2017

S	M	T	W	T	F	S
1	2	3	4	5	6	7
8	9	10	11	12	13	14
15	16	17	18	19	20	21
22	23	24	25	26	27	28
29	30	31				

FEBRUARY, 2017

S	M	T	W	T	F	S
				1	2	3
4	5	6	7	8	9	10
11	12	13	14	15	16	17
18	19	20	21	22	23	24
25	26	27	28			

MARCH, 2017

S	M	T	W	T	F	S
				1	2	3
4	5	6	7	8	9	10
11	12	13	14	15	16	17
18	19	20	21	22	23	24
25	26	27	28	29	30	31

APRIL, 2017

S	M	T	W	T	F	S
						1
2	3	4	5	6	7	8
9	10	11	12	13	14	15
16	17	18	19	20	21	22
23	24	25	26	27	28	29
30						

MAY, 2017

S	M	T	W	T	F	S
1	2	3	4	5	6	
7	8	9	10	11	12	13
14	15	16	17	18	19	20
21	22	23	24	25	26	27
28	29	30	31			




JUNE, 2017


S	M	T	W	T	F	S
				1	2	3
4	5	6	7	8	9	10
11	12	13	14	15	16	17
18	19	20	21	22	23	24
25	26	27	28	29	30	

JULY, 2017

S	M	T	W	T	F	S
						1
2	3	4	5	6	7	8
9	10	11	12	13	14	15
16	17	18	19	20	21	22
23	24	25	26	27	28	29
30	31					

- School offices open August 25
- Prof. Dev. Collaboration – No classes August 29
- Prof. Dev. Collaboration – No classes August 30
- Operational Non-Instructional (K-12) August 31
- All classes (full day) September 1
- Labour Day – No classes September 5
- Division/School PD/Collaboration; Staff meeting September 9
- Thanksgiving Day – No classes October 10
- Division/School PD/Collaboration; Staff meeting October 14
- Division/School PD/Collaboration; Staff meeting November 10
- Remembrance Day November 11
- In lieu of Parent/Teacher Interviews November 25
- Division/School PD/Collaboration; Staff meeting December 9
- Christmas Vacation Dec. 21–Jan 3
- Classes Resume January 4
- Division/School PD/Collaboration; Staff meeting January 31
- First day of classes Semester Two February 1
- Teachers' Convention – No classes February 9-10
- Family Day – No classes February 13
- Division/School PD/Collaboration; Staff meeting February 17
- Division/School PD/Collaboration; Staff meeting March 10
- In lieu of Parent/Teacher Interviews March 24
- Spring Recess March 27-31
- Classes Resume April 3
- Division/School PD/Collaboration; Staff meeting April 13
- Good Friday - No classes April 14
- Easter Monday - No classes April 17
- Division/School PD/Collaboration; Staff meeting May 19
- Victoria Day - No classes May 22
- Division/School PD/Collaboration; Staff meeting June 9
- Operational Non-Instructional (K-12) June 29
- Last day of classes June 30

 Operational Day - No Classes
 Non-Operational Day
 Division/School P D; Collaboration; Staff Meeting



STURGEON SCHOOL DIVISION
 9820-104 Street
 Morinville, AB T8R 1L8
 Phone: (780) 939-4341



School Year 2016-2017

(All dates are inclusive unless otherwise specified)

AUGUST

Mon. 25 School offices open
Mon. 29 Professional Development Day – No classes
Tues. 30 Professional Development Day – No classes
Wed. 31 Operational Non-Instructional Day

SEPTEMBER

Thurs. 1 All classes (full day)
Mon. 5 LABOUR DAY - No classes
Fri. 9 PD Collaboration and Staff Meeting – No classes

OCTOBER

Mon. 10 THANKSGIVING DAY - No classes
Fri. 14 PD Collaboration and Staff Meeting – No classes

NOVEMBER

Thurs. 10 PD Collaboration and Staff Meeting – No classes
Fri. 11 Remembrance Day – No classes
Fri. 25 Non-instructional day in lieu of Parent-Teacher Interviews

DECEMBER

Fri. 9 PD Collaboration and Staff Meeting – No classes
Mon. 26 Christmas recess begins

JANUARY

Mon. 9 Classes resume
Wed. 31 PD Collaboration and Staff Meeting – No classes

References: Policy: *D/II/1 Operational School Year*
Admin Practices: *Administration 4 – Operational School Year*
School Operational Year Calendar 2016-2017
School Operational Year Calendar Day Count 2016-2017
School Act: 56



FEBRUARY

Wed. 1 First day of Semester 2
Thurs./Fri. 9/10 Teachers' Convention - No classes
Mon. 13 FAMILY DAY - No classes
Fri. 17 PD Collaboration and Staff Meeting – No classes

MARCH

Fri. 10 PD Collaboration and Staff Meeting – No classes
Fri. 24 Non-instructional day in lieu of Parent-Teacher Interviews
Mon. 27 Spring recess begins

APRIL

Mon. 3 Classes resume
Thurs. 13 PD Collaboration and Staff Meeting – No classes
Fri. 14 Good Friday – No classes
Mon. 17 Easter Monday – No classes

MAY

Fri. 19 PD Collaboration and Staff Meeting – No classes
Mon. 22 VICTORIA DAY - No classes

JUNE

Fri. 9 PD Collaboration and Staff Meeting – No classes
Thurs. 29 Operational Non-Instructional Day
Fri. 30 Last day of classes

References: Policy: *D/II/1 Operational School Year*
Admin Practices: *Administration 4 – Operational School Year*
School Operational Year Calendar 2016-2017
School Operational Year Calendar Day Count 2016-2017
School Act: 56



School Year 2016-2017

	Non-Instructional		Instructional		Operational	
	1 to 9	10 to 12	1 to 9	10 to 12	1 to 9	10 to 12
AUGUST	3.0	3.0	0.0	0.0	3.0	3.0
SEPTEMBER	1.0	1.0	20.0	20.0	21.0	21.0
OCTOBER	1.0	1.0	19.0	19.0	20.0	20.0
NOVEMBER	2.0	2.0	19.0	19.0	21.0	21.0
DECEMBER	1.0	1.0	16.0	16.0	17.0	17.0
JANUARY	1.0	1.0	16.0	16.0	17.0	17.0
TOTAL – SEMESTER I	9.0	9.0	90.0	90.0	99.0	99.0
FEBRUARY	3.0	3.0	16.0	16.0	19.0	19.0
MARCH	2.0	2.0	16.0	16.0	18.0	18.0
APRIL	1.0	1.0	17.0	17.0	18.0	18.0
MAY	1.0	1.0	21.0	21.0	22.0	22.0
JUNE	2.0	2.0	20.0	20.0	22.0	22.0
TOTAL - SEMESTER II	9.0	9.0	90.0	90.0	99.0	99.0
OPERATIONAL YEAR TOTAL	18.0	18.0	180.0	180.0	198.0	198.0

References: Policy: *D/II/1 Operational School Year*
 Admin Practices: *Administration 4 – Operational School Year*
School Operational Year Calendar 2016-2017
School Operational Year Calendar Details 2016-2017
 School Act: 56

From: Zone 23 ASBA [asbazone23@outlook.com]
Sent: Saturday, November 01, 2014 6:37 PM
To: Zone 23 ASBA
Subject: FW: ASBA Advocacy Plan and Strategic Plan Survey

On behalf of Trustee Cheryl Dumont

Begin forwarded message:

From: "Heather Tkachuk" <htkachuk@asba.ab.ca>
Subject: ASBA Advocacy Plan and Strategic Plan Survey
Date: October 31, 2014 at 4:58:13 PM MDT
To: "Holy Family CRD No. 37 - Chair" <rdlav@telusplanet.net>, "St. Albert PSD - Chair - Zone 2/3 Chair" <chemar@telus.net>, "Zone 4 Chair" <diane.mackay@rdcrs.ca>, "Zone 5 Chair" <seggerer@rockyview.ab.ca>, "Livingstone Range SD No. 68 - Chair & Zone 6 Chair" <ratcliffem@lrsd.ab.ca>

Good Afternoon,

For your information, please find appended a letter which was circulated earlier this afternoon via email to Board Chairs regarding the ASBA Advocacy Plan and Strategic Plan Survey.

<<Letter to Boards requesting input into ASBA's Advocacy Plan and

2015-2018 Strategic Plan.pdf>>

Kind regards,
Heather

Heather Tkachuk, MBA
Policy & Research Analyst / Alberta School Boards Association
p: [780.451.7125](tel:780.451.7125) / f: [780.482.5659](tel:780.482.5659) / e: HTkachuk@asba.ab.ca

This document and any other documents attached thereto, is intended for the addressee and may contain privileged or confidential information. Any unauthorized disclosure is strictly prohibited. If you have received the message in error, please notify us by reply e-mail so we may correct our internal records. Please then permanently delete the original message and your reply.



October 31, 2014

VIA EMAIL

To: All Board Chairs

Dear Board Chair:

**RE: ASBA Advocacy Plan, Strategic Plan 2015-2018 and
ASBA Budget 2015-2016**

On behalf of the ASBA Board of Directors, school boards' input on the ASBA Advocacy Plan, Strategic Plan 2015-18 and ASBA Budget 2015-2016 is being sought.

Included in the current strategic plan is the following:

Strategic priority C: ASBA provides leadership in advocating on behalf of school boards and supports boards in building their capacity to communicate and advocate effectively.

Key result C1: ASBA works with school boards to develop shared advocacy positions on key issues to create a stronger provincial voice.

Strategy C1.3: Develop a maximum of three advocacy priorities for the Association.

In September 2014, the Board of Directors determined that as part of the strategic plan survey, school boards would be invited to identify advocacy priorities which will inform development of the ASBA Advocacy Plan.

The ASBA strategic plan is a three-year rolling plan. Annually, the Board of Directors reviews and renews the plan in January, when determination is made as to whether priorities are still applicable and should be included in the next plan, or are complete, resulting in their exclusion from the next plan. Any new initiatives are added at this time. The plan is then implemented beginning that September.

Recognizing the Association has finite resources, both financial and human, and implementation of strategic initiatives requires these resources, the Board of Directors considers the budgetary impact of initiatives identified in the strategic plan when developing the Association's budget.

The ASBA Budget 2015-2016 will be developed by the Board of Directors in Spring 2015, presented at each zone, and voted on by the membership at the 2015 Spring General Meeting.

The ASBA Strategic Plan 2015-2018 will be developed by the Board of Directors in January 2015, approved at the March 2015 Board of Directors meeting, and begin implementation in September 2015.

An integral part of the budget and strategic plan development processes is gathering school boards' input. In response to the Board of Directors' commitment to gathering enhanced data on the views of member boards on the Association's strategic plan, a brief survey based on the current strategic plan's priorities can be found at the following link: https://www.surveymonkey.com/s/ASBA_Advocacy_Plan_and_Strategic_Plan_Survey

Please ensure a corporate board response to the survey is submitted by **January 5, 2015**.

Sincerely,



Helen Cleese
President, ASBA

cc: Board of Directors
Scott McCormack
Heather Tkachuk
Zone Chairs
Superintendents
Secretary-Treasurers

ALBERTA SCHOOL BOARDS ASSOCIATION STRATEGIC PLAN 2014-2017: *AT A GLANCE*

Strategic Priority A: ASBA provides leadership through its support of school boards to continuously improve and facilitate their development of inclusive, personalized learning environments for the success of all students.	
Key Results	A1 Partnerships are strengthened for the effective development and implementation of personalized student learning.
	A2 Leadership and support are provided to school boards to share and implement best practices relative to First Nations, Métis and Inuit education.
	A3 Leadership and support are provided to school boards to share and implement best practices which address demographic and wellness challenges at the local level that ensure student success.
Strategies	A1.1 Partner with Alberta Education and other education stakeholders to advance personalized student learning. A1.2 Provide policy advice and other support to school boards on implementing elements of personalized student learning.
Strategies	A2.1 Continue to implement the action plan developed by the Education Partners' First Nations, Métis and Inuit Student Success and Wellbeing task force.
Strategies	A3.1 Implement the action plan developed by the Student Health and Wellness task force. A3.2 Facilitate the sharing and implementation of best practices in English Language Learning. A3.3 Facilitate the sharing and implementation of best practices in remote delivery of education. A3.4 Provide relevant policy advice and other supports to school boards.

Strategic Priority B: ASBA models effective governance while providing leadership and support to assist school boards in implementing effective governance practices that engage stakeholders and are proactive, responsive and accountable to students and communities.

Key Results	B1 Resources and supports are provided to school boards and trustees to enable them to respond to the transformation in governance required to meet expectations of the new Education Act and Inspiring Education.	Strategies	B1.1 Act on the recommendations made by the Transformation of School Board Governance task force.
	B2 Resources and support are made available to school boards to enhance community engagement in public education.		B2.1 Continue to implement the recommendations of the Community Engagement task force.
	B3 ASBA is structured in such a way to facilitate the organization's long-term sustainability.		B3.1 Review the current organizational structure and explore alternatives to ensure financial sustainability.

Strategic Priority C: ASBA provides leadership in advocating on behalf of school boards and supports boards in building their capacity to communicate and advocate effectively.


Key Result	C1 ASBA works with school boards to develop shared advocacy positions on key issues to create a stronger provincial voice.	Strategies	C1.1 Review and act on accepted recommendations of the Strengthening the Provincial Voice of School Boards task force.
			C1.2 Review and act on accepted recommendations of the Policy Development Advisory Committee with respect to communication on advocacy initiatives.
			C1.3 Develop a maximum of three advocacy priorities for the Association.
			C1.4 Provide professional development to boards and zones to support effective advocacy and communications.

Strategic Priority D: ASBA provides leadership and support to school boards to collectively and collaboratively, with relevant partners, lead the transformation of public education in Alberta to ensure student

Key Results	D1 Leadership and support are provided to school boards in the strategic development and implementation of changes in legislation, regulations, education policy, and labour relations.	Strategies	D1.1 Develop and provide support for school boards and their senior administrators with respect to the implementation of the Education Act, including the natural persons powers provision.
	D2 ASBA assists school boards in identifying, shaping and leading transformation initiatives.		D1.2 Provide relevant policy advice to school boards as they address the new regulatory environment. D1.3 Provide support for school boards with respect to labour relations. D2.1 Define the transformation of education agenda. D2.2 Assist school boards in advancing the transformation of education at the local level.

Strategic Priority E: ASBA provides leadership in the development of a new teacher bargaining model.

Key Result	E1 ASBA leads the development of an effective teacher bargaining model that meets the needs of respective school boards, and that school boards have significant influence in any new bargaining process.	Strategies	E1.1 Consult with school boards and senior administration to develop a new teacher bargaining model.
			E1.2 Advocate for a new teacher bargaining model approved by the membership.



School Board input into ASBA's Advocacy Plan and 2015-2018 Strategic Plan

***1. Board Name**

2. Developing a maximum of three advocacy priorities for the Association appears as a strategy in the current ASBA Strategic Plan.

Please indicate your Board's desired order of priority for ASBA's advocacy efforts.

(1 = highest priority; 12 = lesser priority)

	1	2	3	4	5	6	7	8	9	10	11	12
Adequate, stable, predictable funding	<input type="radio"/>	<input type="radio"/>	<input type="radio"/>	<input type="radio"/>	<input type="radio"/>	<input type="radio"/>	<input type="radio"/>	<input type="radio"/>	<input type="radio"/>	<input type="radio"/>	<input type="radio"/>	<input type="radio"/>
English Language Learning	<input type="radio"/>	<input type="radio"/>	<input type="radio"/>	<input type="radio"/>	<input type="radio"/>	<input type="radio"/>	<input type="radio"/>	<input type="radio"/>	<input type="radio"/>	<input type="radio"/>	<input type="radio"/>	<input type="radio"/>
First Nations, Métis and Inuit student success	<input type="radio"/>	<input type="radio"/>	<input type="radio"/>	<input type="radio"/>	<input type="radio"/>	<input type="radio"/>	<input type="radio"/>	<input type="radio"/>	<input type="radio"/>	<input type="radio"/>	<input type="radio"/>	<input type="radio"/>
Infrastructure	<input type="radio"/>	<input type="radio"/>	<input type="radio"/>	<input type="radio"/>	<input type="radio"/>	<input type="radio"/>	<input type="radio"/>	<input type="radio"/>	<input type="radio"/>	<input type="radio"/>	<input type="radio"/>	<input type="radio"/>
School boards - locally autonomous governments	<input type="radio"/>	<input type="radio"/>	<input type="radio"/>	<input type="radio"/>	<input type="radio"/>	<input type="radio"/>	<input type="radio"/>	<input type="radio"/>	<input type="radio"/>	<input type="radio"/>	<input type="radio"/>	<input type="radio"/>
Student health and wellness	<input type="radio"/>	<input type="radio"/>	<input type="radio"/>	<input type="radio"/>	<input type="radio"/>	<input type="radio"/>	<input type="radio"/>	<input type="radio"/>	<input type="radio"/>	<input type="radio"/>	<input type="radio"/>	<input type="radio"/>
Transportation	<input type="radio"/>	<input type="radio"/>	<input type="radio"/>	<input type="radio"/>	<input type="radio"/>	<input type="radio"/>	<input type="radio"/>	<input type="radio"/>	<input type="radio"/>	<input type="radio"/>	<input type="radio"/>	<input type="radio"/>
Twenty-first century competencies	<input type="radio"/>	<input type="radio"/>	<input type="radio"/>	<input type="radio"/>	<input type="radio"/>	<input type="radio"/>	<input type="radio"/>	<input type="radio"/>	<input type="radio"/>	<input type="radio"/>	<input type="radio"/>	<input type="radio"/>
Wrap-around services	<input type="radio"/>	<input type="radio"/>	<input type="radio"/>	<input type="radio"/>	<input type="radio"/>	<input type="radio"/>	<input type="radio"/>	<input type="radio"/>	<input type="radio"/>	<input type="radio"/>	<input type="radio"/>	<input type="radio"/>
Other (a)	<input type="radio"/>	<input type="radio"/>	<input type="radio"/>	<input type="radio"/>	<input type="radio"/>	<input type="radio"/>	<input type="radio"/>	<input type="radio"/>	<input type="radio"/>	<input type="radio"/>	<input type="radio"/>	<input type="radio"/>
Other (b)	<input type="radio"/>	<input type="radio"/>	<input type="radio"/>	<input type="radio"/>	<input type="radio"/>	<input type="radio"/>	<input type="radio"/>	<input type="radio"/>	<input type="radio"/>	<input type="radio"/>	<input type="radio"/>	<input type="radio"/>
Other (c)	<input type="radio"/>	<input type="radio"/>	<input type="radio"/>	<input type="radio"/>	<input type="radio"/>	<input type="radio"/>	<input type="radio"/>	<input type="radio"/>	<input type="radio"/>	<input type="radio"/>	<input type="radio"/>	<input type="radio"/>

If 'Other' selected above, please specify

Please provide the corporate Board response to the following questions. School board responses will inform the ASBA Board of Directors as they determine the 2015-2018 ASBA Strategic Plan, implementation of which will begin in September 2015.

3. If your Board would like to provide input or commentary on individual elements of the current ASBA Strategic Plan, please proceed directly to question 4.

If your Board believes all items identified in the current ASBA Strategic Plan (2014-17) should remain priorities for the Association (and does not wish to provide additional input or commentary on the current plan), please indicate so below.

Our Board believes all items identified in the current ASBA Strategic Plan (2014-17) should remain priorities in the 2015-18 plan.

4. Strategic Priority A: ASBA provides leadership through its support of school boards to continuously improve and facilitate their development of inclusive, personalized learning environments for the success of all students.

Strategic Priority A should be a high priority for ASBA and remain in the 2015-2018 ASBA Strategic Plan.

Strategic Priority A should be a lesser priority for ASBA and remain in the 2015-2018 ASBA Strategic Plan.

Strategic Priority A should not be a priority for ASBA and should not be included in the 2015-2018 ASBA Strategic Plan.

5. Key Result A1: Partnerships are strengthened for the effective development and implementation of personalized student learning.

Key Result A1 should remain a priority for ASBA.

Key Result A1 should not be a priority for ASBA.

6. Key Result A2: Leadership and support are provided to school boards to share and implement best practices relative to First Nations, Métis and Inuit education.

Key Result A2 should remain a priority for ASBA.

Key Result A2 should not be a priority for ASBA.

7. Key Result A3: Leadership and support are provided to school boards to share and implement best practices which address demographic and wellness challenges at the local level that ensure student success.

- Key Result A3 should remain a priority for ASBA.
- Key Result A3 should not be a priority for ASBA.

8. Strategic Priority B: ASBA models effective governance while providing leadership and support to assist school boards in implementing effective governance practices that engage stakeholders and are proactive, responsive and accountable to students and communities.

- Strategic Priority B should be a high priority for ASBA and remain in the 2015-2018 ASBA Strategic Plan.
- Strategic Priority B should be a lesser priority for ASBA and remain in the 2015-2018 ASBA Strategic Plan.
- Strategic Priority B should not be a priority for ASBA and should not be included in the 2015-2018 ASBA Strategic Plan.

9. Key Result B1: Resources and supports are provided to school boards and trustees to enable them to respond to the transformation in governance required to meet expectations of the new Education Act and Inspiring Education.

- Key Result B1 should remain a priority for ASBA.
- Key Result B1 should not be a priority for ASBA.

10. Key Result B2: Resources and support are made available to school boards to enhance community engagement in public education.

- Key Result B2 should remain a priority for ASBA.
- Key Result B2 should not be a priority for ASBA.

11. Key Result B3: ASBA is structured in such a way to facilitate the organization's long-term sustainability.

- Key Result B3 should remain a priority for ASBA.
- Key Result B3 should not be a priority for ASBA.

12. Strategic Priority C: ASBA provides leadership in advocating on behalf of school boards and supports boards in building their capacity to communicate and advocate effectively.

-

Strategic Priority C should be a high priority for ASBA and remain in the 2015-2018 ASBA Strategic Plan.

Strategic Priority C should be a lesser priority for ASBA and remain in the 2015-2018 ASBA Strategic Plan.

Strategic Priority C should not be a priority for ASBA and should not be included in the 2015-2018 ASBA Strategic Plan.

13. Key Result C1: ASBA works with school boards to develop shared advocacy positions on key issues to create a stronger provincial voice.

Key Result C1 should remain a priority for ASBA.

Key Result C1 should not be a priority for ASBA.

14. Strategic Priority D: ASBA provides leadership and support to school boards to collectively and collaboratively, with relevant partners, lead the transformation of public education in Alberta to ensure student success.

Strategic Priority D should be a high priority for ASBA and remain in the 2015-2018 ASBA Strategic Plan.

Strategic Priority D should be a lesser priority for ASBA and remain in the 2015-2018 ASBA Strategic Plan.

Strategic Priority D should not be a priority for ASBA and should not be included in the 2015-2018 ASBA Strategic Plan.

15. Key Result D1: Leadership and support are provided to school boards in the strategic development and implementation of changes in legislation, regulations, education policy, and labour relations.

Key Result D1 should remain a priority for ASBA.

Key Result D1 should not be a priority for ASBA.

16. Key Result D2: ASBA assists school boards in identifying, shaping and leading transformation initiatives.

Key Result D2 should remain a priority for ASBA.

Key Result D2 should not be a priority for ASBA.

17. Strategic Priority E: ASBA provides leadership in the development of a new teacher bargaining model.

Strategic Priority E should be a high priority for ASBA and remain in the 2015-2018 ASBA Strategic Plan.

(

Strategic Priority E should be a lesser priority for ASBA and remain in the 2015-2018 ASBA Strategic Plan.

Strategic Priority E should not be a priority for ASBA and should not be included in the 2015-2018 ASBA Strategic Plan.

18. Please identify any additional elements that could be included in the 2015-2018 ASBA Strategic Plan, along with rationale which may inform consideration by the Board of Directors.

19. Additional Comments

Done

Powered by **SurveyMonkey**

Check out our [sample surveys](#) and create your own now!



Committee of the Whole Memorandum

Date: December 10, 2014

To: Committee of the Whole

From: Wolfgang Jeske
Director, Curriculum and Instruction

Subject: Class Size Information

Background:

Annually, Alberta Education requires school jurisdictions to provide a report with respect to the average class size in our schools. This is done using templates provided by Alberta Education and in accordance with the definitions and directions also provided by AE.

- The first page of this report provides the average class size **by grade for CORE subjects** for each school as well as a jurisdictional average. Please note that core classes include Math, Language Arts, Sciences, Social Studies and Special Education.
- The second page of the report provides the average class size when one includes **ALL subjects**.
- These pages must be posted on our website and are included in next year's AERR.
- The third and fourth pages of the report provide more detailed information about the Division including range, distribution by percentage, distribution by number and average by subject category for CORE and ALL subjects.

Definitions / Directions

- A class is defined as a group of students with ONE teacher for 50% or more of the instructional time devoted to a particular subject.
 - 50 students in the gym with two teachers for physical education is defined as two classes
 - A learning support facilitator (teacher) who goes into a class of twenty students for two or three periods of LA in a week does not impact the class size. CS = 20:1
 - A learning support facilitator goes into the same class for 4 of 7 math classes while the regular teacher remains in the room, by definition, provides over 50% of instructional time, impacts class size and is counted as a second class. CS = 10:1
 - A classroom with multiple grades with one teacher is counted as one class



- Multi-graded classrooms which cross the respective categories are included in the higher grade level. i.e. grade $3\frac{1}{4}$ would be included in the 4-6 category. Lifeskills classes which include students from grades 4,5,6,7,8 and 9 are included in the junior high category.
- Only first semester courses are included in this report
- Special Education classes are included as CORE subjects
- Irregular classes such as work experience, distance learning, are not included
- Outreach programs, Hutterite Colony schools and Oak Hill are not included in the report
- Data reported in this survey is as of October 1, 2014.

Notes

- The rate at which staffing is allocated to schools for the 2014/15 school year decreased at the primary, elementary and junior high level as compared to the previous year. Staffing for regular program is provided to schools to achieve the following class sizes:
 - Primary – (18.75) **19.25:1**
 - Elementary – (25) **25.75:1**
 - Junior High – (27) **27.75:1**
 - Senior High – (26) **26:1**

The 2013/14 rates are included in brackets for reference purposes.

- The average class sizes at the elementary, junior high, and senior high level are significantly below the ‘Sturgeon target’ due to the impact of ‘inclusion’ funding.

Recommendation:

That the Committee of the Whole receive, as information, a report on Class Size.

**Jurisdiction Report - to be included with AERR
CORE SUBJECTS ONLY**

1110 - Sturgeon School Division No. 24

Jurisdiction:

Number of Schools Reported:

12

Total Number of Schools:

12

	K to 3			4 to 6			7 to 9			10 to 12		
	2012/13	2013/14	2014/15	2012/13	2013/14	2014/15	2012/13	2013/14	2014/15	2012/13	2013/14	2014/15
Bon Accord Community School	18.9	18.5	18.8	16.0	30.0	22.0						
Camilla School	19.6	19.8	19.6	22.6	21.8	22.3	22.8	27.2	26.9			
Gibbons School				25.3	25.4	28.2	19.3	20.1	21.0			
Guthrie School	21.2	21.0	21.5	27.7	28.3	22.9	20.7	22.3	24.0			
Landing Trail School	20.5	20.5	21.0	24.0	20.0	19.8						
Lillian Schick School				17.1	21.2	24.5	18.2	18.3	25.9			
Morinville Public School	17.7	19.6	20.5	22.0	18.8	27.5			14.0			
Namao School	19.6	20.0	20.6	22.7	25.6	26.4	17.4	21.3	16.3			
Ochre Park School	20.5	18.3	18.3	19.0	21.8	23.1						
Redwater School				22.7	21.3	21.1	21.4	19.0	22.1	17.0	13.5	14.1
Sturgeon Composite High School										24.7	23.7	25.8
Sturgeon Heights School	20.8	20.3	19.2	29.3	28.0	22.5	23.0	24.5	26.7			
Total for Jurisdiction 1110	19.9	19.8	20.1	22.4	23.2	23.8	19.8	21.2	22.0	23.3	21.9	23.3

Note:

3/4 combined classes are included in the Gr. 4 to 6 average
 6/7 combined classes are included in the Gr. 7 to 9 average
 9/10 combined classes are included in the Gr. 10 to 12 average
 Special Education classes are included
 Team taught classes are reflected as an instructional PTR size (i.e., a class of 50 with two teachers would be reported as two classes of 25).
 Colony/Hutterite schools have been excluded
 Outreach/alternative schools have been excluded
 Virtual/Home Ed/Distance Ed programs have been excluded
 Core Classes: Math, Language Arts, Sciences, Social Studies, Special Education

Jurisdiction Report - to be included with AERR

ALL SUBJECTS

1110 - Sturgeon School Division No. 24

Jurisdiction:

Number of Schools Reported:

12

Total Number of Schools:

12

	K to 3			4 to 6			7 to 9			10 to 12		
	2012/13	2013/14	2014/15	2012/13	2013/14	2014/15	2012/13	2013/14	2014/15	2012/13	2013/14	2014/15
Bon Accord Community School	18.9	18.8	18.6	16.0	30.0	22.0						
Camilla School	19.6	18.9	20.1	22.6	20.3	22.0	22.8	23.8	25.4			
Gibbons School				25.3	26.2	27.9	19.8	20.3	21.8			
Guthrie School	21.1	20.7	21.3	27.7	28.3	25.8	19.2	18.5	21.1			
Landing Trill School	20.5	20.5	21.1	24.0	20.2	19.8						
Lillian Schick School				18.0	21.7	24.5	19.2	19.9	24.7			
Morinville Public School	17.7	19.6	20.4	22.0	19.4	27.1			19.1			
Namao School	19.6	20.0	20.5	22.7	26.8	27.2	19.3	21.3	18.4			
Ochre Park School	20.8	18.6	18.4	21.5	22.5	22.1						
Redwater School				27.2	23.5	22.6	21.4	19.2	22.1	17.4	17.4	16.8
Sturgeon Composite High School										23.3	22.7	23.8
Sturgeon Heights School	21.2	20.1	19.9	29.3	27.5	24.8	21.7	24.5	24.6			
Total for Jurisdiction 1110	19.9	19.7	20.2	23.2	23.4	24.2	20.3	21.0	22.2	22.3	21.8	22.5

Note:

3/4 combined classes are included in the Gr. 4 to 6 average
 6/7 combined classes are included in the Gr. 7 to 9 average
 9/10 combined classes are included in the Gr. 10 to 12 average
 Special Education classes are included
 Team taught classes are reflected as an instructional PTR size (i.e., a class of 50 with two teachers would be reported as two classes of 25).
 Colony/Intensive schools have been excluded
 Outschool/alternative schools have been excluded
 Virtual/Home Ed/distance Ed programs have been excluded

2014/15 Jurisdiction Summary

CORE SUBJECTS ONLY

1110 - Sturgeon School Division No. 24

Jurisdiction:

Number of Schools Reported:

12

Total Number of Schools:

12

Total Number of FTE Teacher Assistants:

69.3

Number of FTE Teacher Assistants assigned to students with special needs:

65.4

	K to 3			4 to 6			7 to 9			10 to 12		
	2012/13	2013/14	2014/15	2012/13	2013/14	2014/15	2012/13	2013/14	2014/15	2012/13	2013/14	2014/15
Average Class Size	19.9	19.8	20.1	22.4	23.2	23.8	19.8	21.2	22.0	23.3	21.9	23.3
Number of Students with Severe Disabilities per cl	1.5	1.4	1.2	1.0	1.0	1.0	1.7	1.8	1.4	1.5	1.2	0.9
Number of Mild/Moderate Students per class	2.2	1.9	2.1	1.1	1.7	1.9	1.3	1.2	1.6	1.6	2.2	1.9
Number of Gifted/Talented Students per class	1.0	0.9	1.4	0.0	0.0	0.0				1.7		
Number of ESL Students per class	0.1	0.1	0.0	0.1	0.1	0.0	0.1	0.1	0.1	0.4	0.0	0.1
Smallest Class	12	3	13	8	6	12	3	4	4	9	5	4
Largest Class	27	29	27	32	33	35	32	33	33	34	33	34

Distribution of Class Sizes - %	K to 3			4 to 6			7 to 9			10 to 12		
	2012/13	2013/14	2014/15	2012/13	2013/14	2014/15	2012/13	2013/14	2014/15	2012/13	2013/14	2014/15
1 to 5		1.4					3.3	0.6	4.6		1.2	1.3
6 to 10				2.5	3.6		9.8	7.4	7.3	3.8	7.3	6.5
11 to 15	6.3	3.4	6.6	10.5	4.2	2.5	10.9	13.6	4.6	11.5	15.9	10.4
16 to 20	53.5	48.3	44.5	19.8	24.8	27.0	26.8	27.2	13.9	9.0	4.9	14.3
21 to 25	37.4	43.9	46.4	43.2	19.4	30.1	26.2	13.6	28.5	41.0	30.5	15.6
26 to 30	2.8	3.1	2.5	15.4	41.8	32.5	16.4	27.8	37.1	17.9	34.1	37.7
31 to 35				8.6	6.1	8.0	6.6	9.9	4.0	16.7	6.1	14.3
36 to 40												
Over 40												

Distribution of Class Sizes - #	K to 3			4 to 6			7 to 9			10 to 12		
	2012/13	2013/14	2014/15	2012/13	2013/14	2014/15	2012/13	2013/14	2014/15	2012/13	2013/14	2014/15
1 to 5		4.0					6.0	1.0	7.0		1.0	1.0
6 to 10				4.0	6.0		18.0	12.0	11.0	3.0	6.0	5.0
11 to 15	18.0	10.0	21.0	17.0	7.0	4.0	20.0	22.0	7.0	9.0	13.0	8.0
16 to 20	153.0	142.0	141.0	32.0	41.0	44.0	49.0	44.0	21.0	7.0	4.0	11.0
21 to 25	107.0	129.0	147.0	70.0	32.0	49.0	48.0	22.0	43.0	32.0	25.0	12.0
26 to 30	8.0	9.0	8.0	25.0	69.0	53.0	30.0	45.0	56.0	14.0	28.0	29.0
31 to 35				14.0	10.0	13.0	12.0	16.0	6.0	13.0	5.0	11.0
36 to 40												
Over 40												

Average by Subject Category	K to 3			4 to 6			7 to 9			10 to 12		
	2012/13	2013/14	2014/15	2012/13	2013/14	2014/15	2012/13	2013/14	2014/15	2012/13	2013/14	2014/15
Language Arts English/French	19.9	20.1	20.2	22.7	23.7	23.7	22.3	22.9	24.6	25.9	24.2	24.5
Mathematics	19.6	20.1	20.0	21.8	22.9	23.1	22.4	21.9	24.0	23.9	21.8	22.1
Science	19.6	20.2	20.0	22.4	23.3	24.8	22.3	22.8	24.2	22.8	23.2	25.3
Social Studies	19.8	20.2	20.1	22.8	23.3	23.7	22.6	23.1	24.4	23.7	23.5	25.1
Special Education					6.0		8.6	11.2	6.9	10.7	9.5	10.0
Biology										23.5	21.6	25.3
Chemistry										21.4	21.0	21.3
Physics										20.0	23.0	17.0

Note:

3/4 combined classes are included in the Gr. 4 to 6 average
 6/7 combined classes are included in the Gr. 7 to 9 average
 9/10 combined classes are included in the Gr. 10 to 12 average
 Special Education classes are included
 Team taught classes are reflected as an instructional PTR size (i.e., a class of 50 with two teachers would be reported as two classes of 25).
 Colony/Hutterite schools have been excluded
 Outreach/alternative schools have been excluded
 Virtual/Home Ed/Distance Ed programs have been excluded
 Core Classes: Math, Language Arts, Sciences, Social Studies, Special Education

2014/15 Jurisdiction Summary

ALL SUBJECTS

Jurisdiction:	1110 - Sturgeon School Division No. 24
Number of Schools Reported:	12
Total Number of Schools:	12
Total Number of FTE Teacher Assistants:	69.3
Number of FTE Teacher Assistants assigned to students with special needs:	65.4

	K to 3			4 to 6			7 to 9			10 to 12		
	2012/13	2013/14	2014/15	2012/13	2013/14	2014/15	2012/13	2013/14	2014/15	2012/13	2013/14	2014/15
Average Class Size	19.9	19.7	20.2	23.2	23.4	24.2	20.3	21.0	22.2	22.3	21.8	22.5
Number of Students with Severe Disabilities per class		1.4	1.1	1.1	1.1	1.0	1.6	1.7	1.4	1.5	1.5	1.2
Number of Mild/Moderate Students per class	2.2	1.8	1.9	1.1	1.7	1.9	1.5	1.4	1.9	2.2	2.6	2.3
Number of Gifted/Talented Students per class	1.1	0.9	1.2	0.0	0.0	0.0				1.6		
Number of ESL Students per class	0.1	0.1	0.0	0.1	0.1	0.1	0.1	0.1	0.1	0.3	0.1	0.2
Smallest Class	10.0	3.0	12.0	8.0	6.0	12.0	3.0	4.0	4.0	8.0	5.0	4.0
Largest Class	31.0	31.0	32.0	37.0	39.0	36.0	41.0	40.0	37.0	68.0	58.0	59.0

Distribution of Class Sizes - %	K to 3			4 to 6			7 to 9			10 to 12		
	2012/13	2013/14	2014/15	2012/13	2013/14	2014/15	2012/13	2013/14	2014/15	2012/13	2013/14	2014/15
1 to 5	0.0	1.5	0.0	0.0	0.0	0.0	1.6	2.4	2.2	0.0	0.7	0.7
6 to 10	0.2	0.5	0.0	1.4	3.0	0.0	10.4	9.5	6.8	4.2	8.1	4.4
11 to 15	6.4	3.6	6.7	9.7	4.9	1.6	11.8	13.5	8.6	17.4	17.4	14.0
16 to 20	53.2	48.0	43.4	17.3	23.6	25.0	26.4	24.2	18.2	18.1	7.4	19.9
21 to 25	36.7	43.4	46.3	43.8	18.7	29.6	22.8	15.9	24.7	32.6	34.9	21.3
26 to 30	3.3	2.8	3.3	16.2	42.6	33.7	18.1	22.0	30.2	16.0	24.2	29.4
31 to 35	0.3	0.2	0.3	10.2	6.9	9.8	8.0	10.1	8.6	10.4	4.7	8.8
36 to 40	0.0	0.0	0.0	1.4	0.3	0.3	0.5	2.4	0.6	0.0	1.3	0.7
Over 40	0.0	0.0	0.0	0.0	0.0	0.0	0.3	0.0	0.0	1.4	1.3	0.7

Distribution of Class Sizes - #	K to 3			4 to 6			7 to 9			10 to 12		
	2012/13	2013/14	2014/15	2012/13	2013/14	2014/15	2012/13	2013/14	2014/15	2012/13	2013/14	2014/15
1 to 5	0	9	0	0	0	0	6	8	7	0	1	1
6 to 10	1	3	0	5	11	0	38	31	22	6	12	6
11 to 15	37	22	39	34	18	6	43	44	28	25	26	19
16 to 20	309	290	253	61	86	92	96	79	59	26	11	27
21 to 25	213	262	270	154	68	109	83	52	80	47	52	29
26 to 30	19	17	19	57	155	124	66	72	98	23	36	40
31 to 35	2	1	2	36	25	36	29	33	28	15	7	12
36 to 40	0	0	0	5	1	1	2	8	2	0	2	1
Over 40	0	0	0	0	0	0	1	0	0	2	2	1

Average by Subject Category	K to 3			4 to 6			7 to 9			10 to 12		
	2012/13	2013/14	2014/15	2012/13	2013/14	2014/15	2012/13	2013/14	2014/15	2012/13	2013/14	2014/15
Language Arts English/French	19.9	20.1	20.2	22.7	23.7	23.7	22.3	22.9	24.6	25.9	24.2	24.5
Mathematics	19.6	20.1	20.0	21.8	22.9	23.1	22.4	21.9	24.0	23.9	21.8	22.1
Science	19.6	20.2	20.0	22.4	23.3	24.8	22.3	22.8	24.2	22.8	23.2	25.3
Social Studies	19.8	20.2	20.1	22.8	23.3	23.7	22.6	23.1	24.4	23.7	23.5	25.1
Health	19.8	20.2	20.2	23.4	24.7	24.9	24.1	25.9	26.1			
Physical Education	19.8	20.2	20.3	24.1	24.9	24.9	24.2	26.9	25.8	24.8	25.8	23.4
Art	19.8	20.2	20.2	23.4	24.1	23.8	23.7	20.0	25.7	21.0	21.7	21.0
Music	19.8	20.1	20.6	23.5	22.9	25.2	20.9	18.0	20.8	33.0	31.4	22.0
Drama							20.3	16.8	21.8		24.0	30.0
Second Languages	17.0	16.0		23.9	24.0	24.8	11.0	15.5		15.8	21.5	20.0
Religious Instruction/Studies	21.7	20.3	19.2	26.5	23.0	23.7						
Environmental and Outdoor Education							30.0	28.7	20.5			
Social Science												
Career and Technology Studies						35.0	19.4	19.0	19.3	20.2	21.4	21.0
Knowledge and Employability							9.2	7.7	10.4	16.6	14.9	19.5
Special Education					6.0		8.6	11.2	6.9	10.7	9.5	10.0
Local Developed Course								18.3	22.0			17.0
Other	21.3	14.2	20.8	26.0	14.9	20.8	19.5	18.7	23.2	15.0	11.3	
Career and Life Management										19.8	32.0	23.5
Biology										23.5	21.6	25.3
Chemistry										21.4	21.0	21.3
Physics										20.0	23.0	17.0

Note: 3/4 combined classes are included in the Gr. 4 to 6 average
 6/7 combined classes are included in the Gr. 7 to 9 average
 9/10 combined classes are included in the Gr. 10 to 12 average
 Special Education classes are included
 Team taught classes are reflected as an instructional PTR size (i.e., a class of 50 with two teachers would be reported as two classes of 25).
 Colony/Hillside schools have been excluded
 Outreach/alternative schools have been excluded
 Virtual/Home Ed/Distance Ed programs have been excluded