



DATE: April 26, 2023

TO: Board of Trustees

FROM: Shawna Warren, Superintendent

ORIGINATOR: Jonathan Konrad, Deputy Superintendent, Education Services
Robert Litchfield, Director, Technology Services

GOVERNANCE POLICY: [Policy 700 – Superintendent of Schools](#)

ADDITIONAL REFERENCE: [AP865 – Information and Communication Technology](#)
Assurance Domain – Learning Supports
Assurance Domain – Governance

SUBJECT: Monthly IT Report – April 2023

PURPOSE:

For information.

BACKGROUND:

The Technical team has completed an inventory of the iPad fleet to ensure 2023/2024 budget accurately reflects the Evergreen needs of schools. During this process, it was discovered that there are a lot of discontinued devices in the inventory. Pending budget approval, these devices will be upgraded through the 2023/2024 Evergreen program.

As a result of the iPad inventory activity, going forward the Division will include the iPad fleet as part of the monthly reporting.

Administration is prepared to respond to questions at the April 26, 2023, Public Board meeting.

ATTACHMENT(S):

1. Monthly IT Report – April 2023



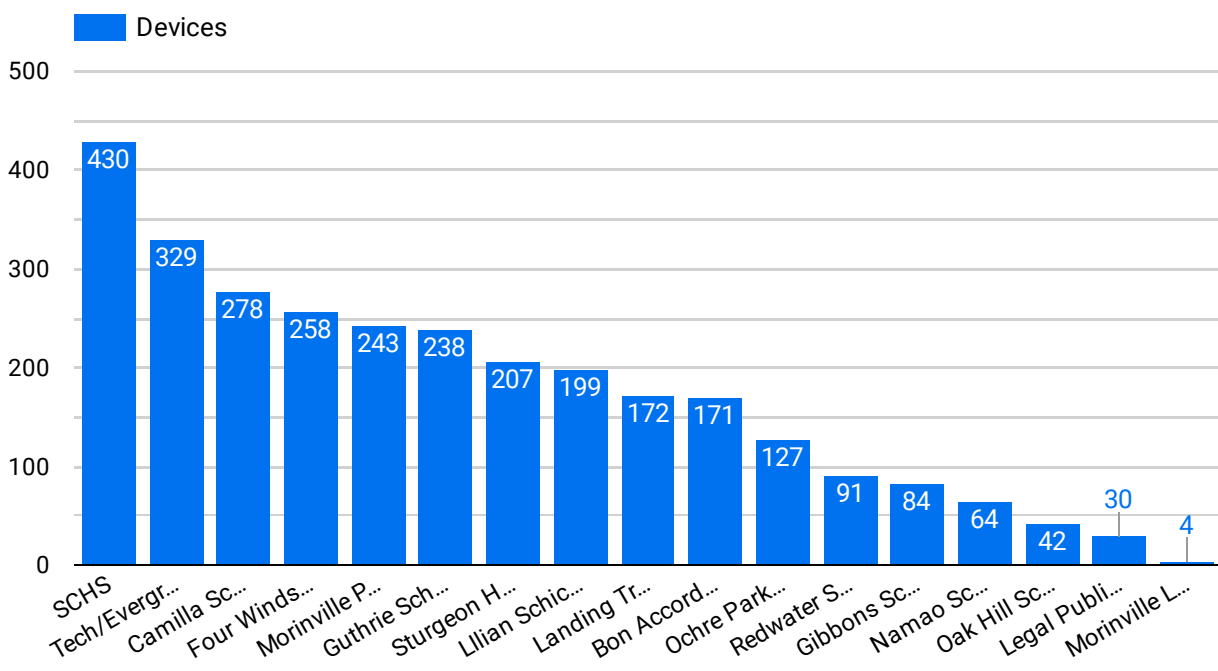
Monthly Board Report - March Data

Primary System Availability

99.9% uptime is considered very good, and is what our suppliers support

Google	Microsoft	PowerSchool	SuperNet
100 %	100 %	99.79%	100 %

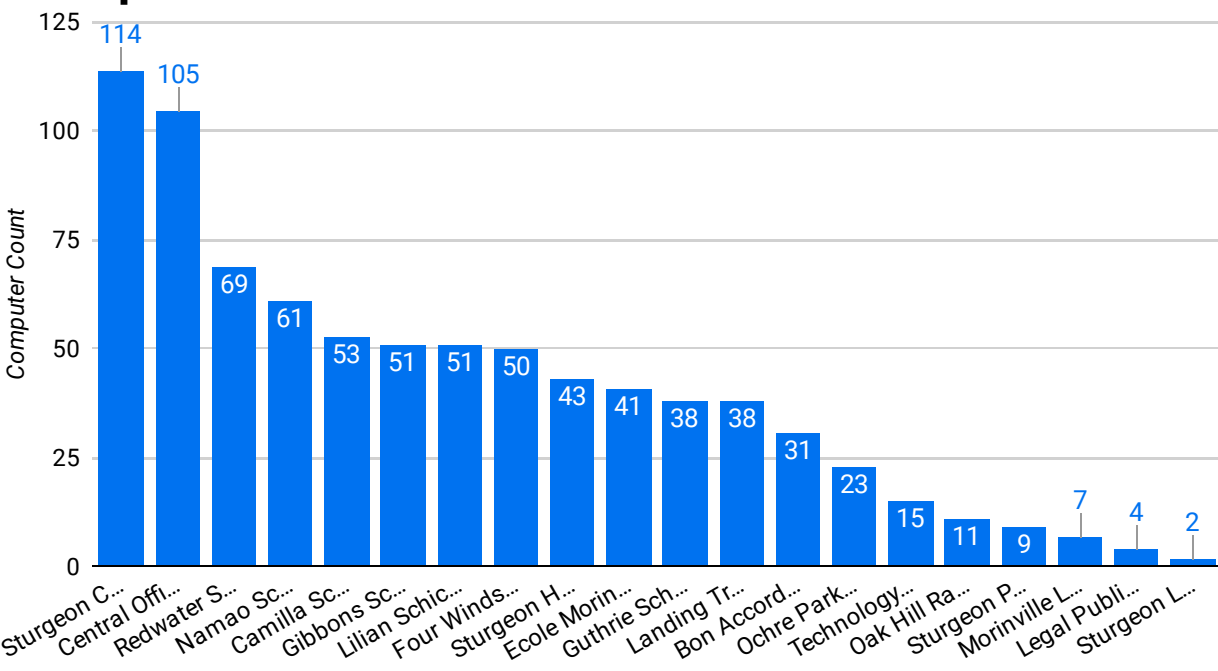
ChromeBook Fleet



Items listed under Tech/Evergreen consist of repair replacement stock, evergreen replacement stock and stock that has yet to be deployed

Evergreen (Year) ^	Devices
2022	169
2023	148
2024	492
2025	655
2026	783
2027	723

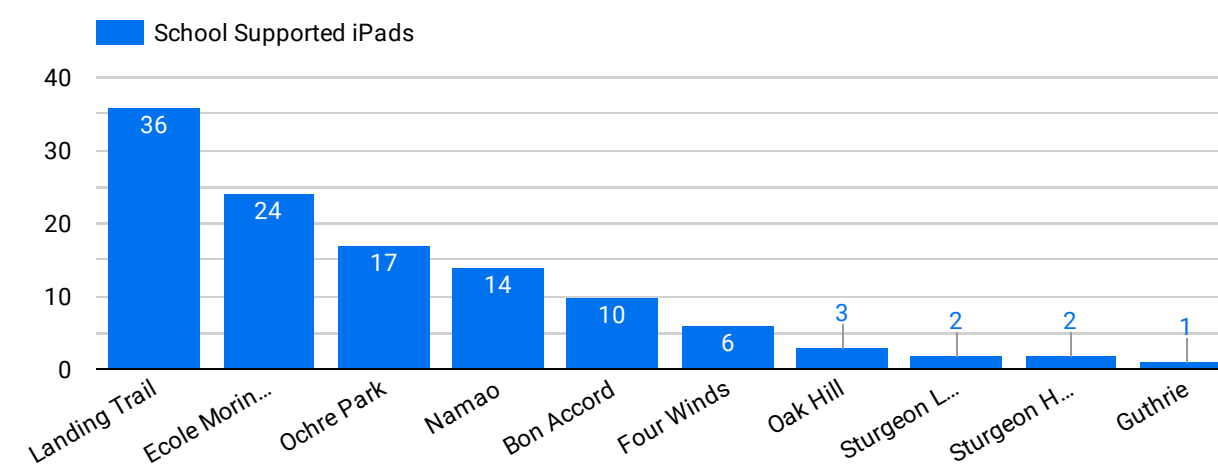
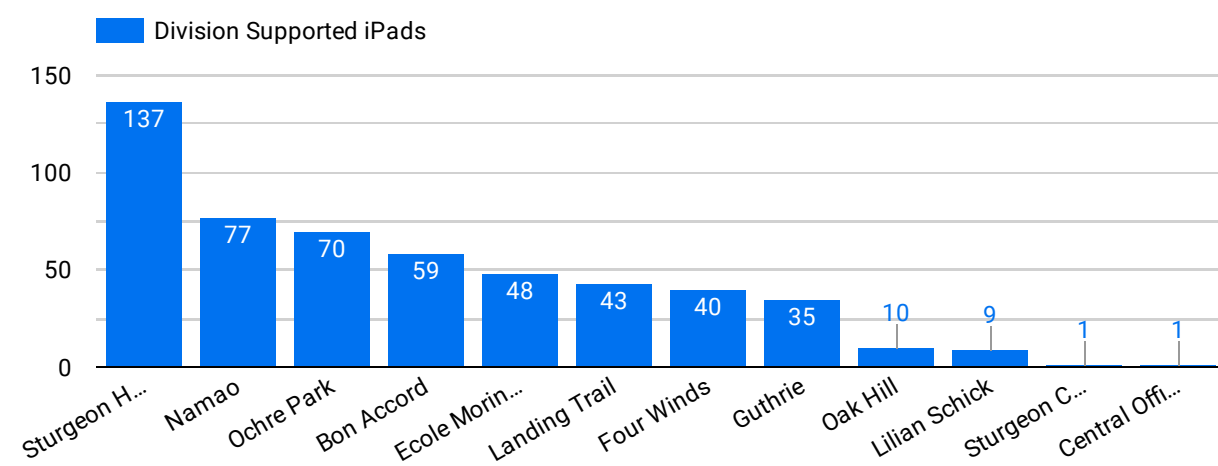
Computer Fleet



Items listed under Central Office consist of devices used by CO staff, repair replacement stock, evergreen replacement stock and stock that has yet to be deployed

Evergreen (Year) ^	Record Count
2022	21
2023	42
2024	308
2025	165
2026	277
2027	73

iPad Fleet



Evergreen (Year)	Record Count ^
2023	431
2026	94
2025	5

Printer Fleet

Printer Group ^	Total Printed Pages	Percentage Colour	Single Sided	Double Sided	Print Jobs
Sturgeon Heights	29,148	1.25%	9,922	19,226	607
Sturgeon Composite	23,637	3.07%	4,007	19,630	461
Redwater	19,202	6.36%	4,834	14,368	464
Ochre Park	20,458	19.32%	13,310	7,148	1,129
Oak Hill	2,027	30.52%	405	1,622	74
Namao	24,442	2.32%	9,902	14,540	546
Lilian Schick	11,364	7.15%	3,398	7,966	645
Leaning Centers	22,599	0.65%	7,745	14,854	433
Guthrie	16,236	4.73%	6,976	9,260	423
Gibbons	17,954	3.76%	2,848	15,106	333
Ecole Morinville	29,440	1.01%	10,014	19,426	585
Central Office	3,731	3.29%	555	3,176	134
Camilla	38,858	2.36%	11,810	27,048	624
Bon Accord	11,312	5.22%	6,326	5,064	427

Note: Four Winds School is excluded from the printer report as it is managed separately

Trees Consumed
49.78

CO2 Produced (kg)
5,268.7

Equivalent Bulb Hours
329,880.5