



DATE: May 24, 2023

TO: Board of Trustees

FROM: Shawna Warren, Superintendent

ORIGINATOR: Jonathan Konrad, Deputy Superintendent, Education Services
Robert Litchfield, Director, Technology Services

GOVERNANCE POLICY: [Policy 700 – Superintendent of Schools](#)

ADDITIONAL REFERENCE: [AP865 – Information and Communication Technology](#)
Assurance Domain – Learning Supports
Assurance Domain – Governance

SUBJECT: Monthly IT Report – May 2023

PURPOSE:

For information.

BACKGROUND:

In preparation for the summer deployment of new electronic displays (Loft Boards), the technical team has been visiting schools and meeting with principals to document the locations for the devices. This is done to coordinate with the vendors and create a feasible schedule.

Additionally, the technical team has been initiating discussions with various departments within the division to explore potential technology solutions (whether through purchasing or creating) that can enhance workflow between different groups.

Administration is prepared to respond to questions at the May 24, 2023, Public Board meeting.

ATTACHMENT(S):

1. Monthly IT Report – May 2023



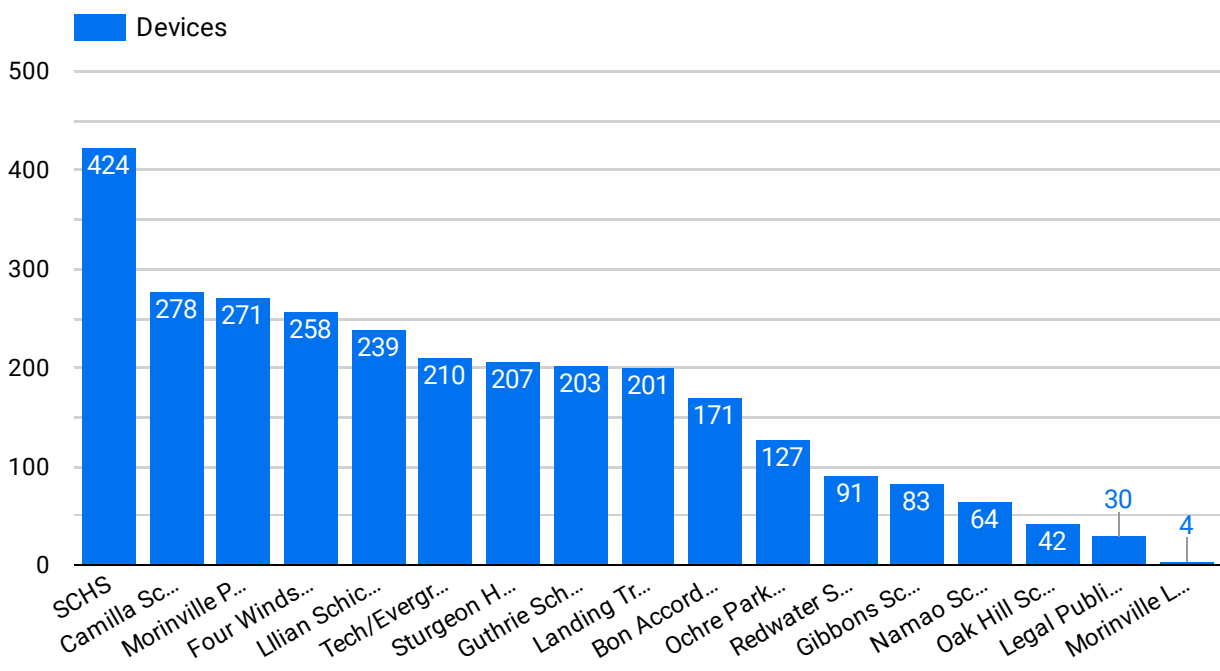
Monthly Board Report - April Data

Primary System Availability

99.9% uptime is considered very good, and is what our suppliers support

Google **100 %** Microsoft **100 %** PowerSchool **100 %** SuperNet **100 %**

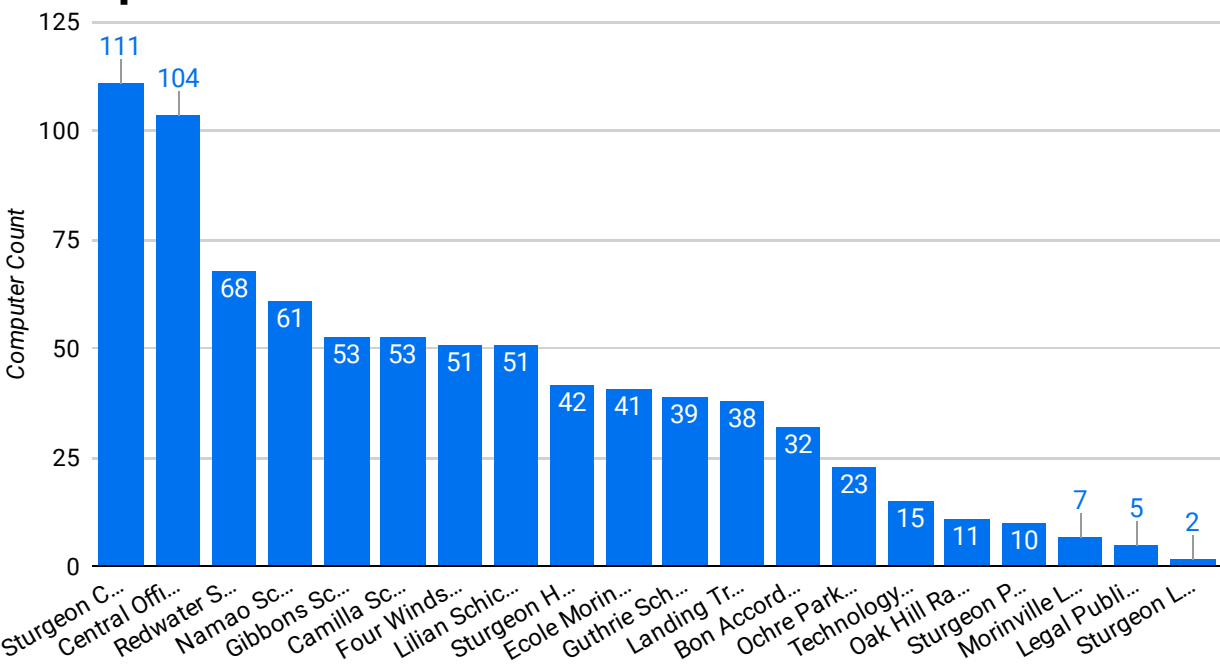
ChromeBook Fleet



Items listed under Tech/Evergreen consist of repair replacement stock, evergreen replacement stock and stock that has yet to be deployed

Evergreen (Year) ^	Devices
2022	139
2023	111
2024	416
2025	600
2026	649
2027	991

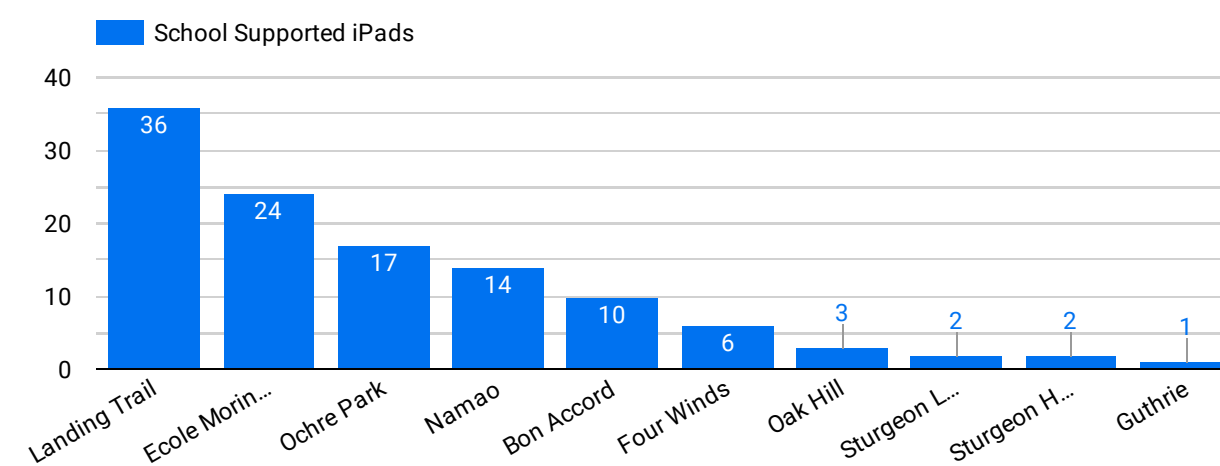
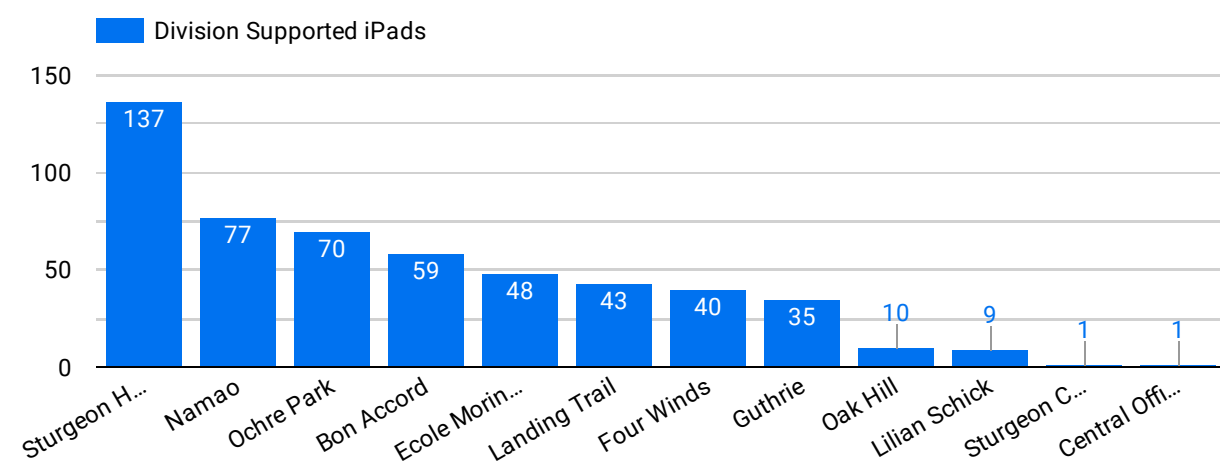
Computer Fleet



Items listed under Central Office consist of devices used by CO staff, repair replacement stock, evergreen replacement stock and stock that has yet to be deployed

Evergreen (Year) ^	Record Count
2022	11
2023	41
2024	305
2025	165
2026	276
2027	90

iPad Fleet



Evergreen (Year) ^	Record Count
2023	431
2025	5
2026	94

Printer Fleet

Printer Group ^	Total Printed Pages	Percentage Colour	Single Sided	Double Sided	Print Jobs
Sturgeon Heights	45,265	2.85%	11,567	33,698	837
Sturgeon Composite	40,351	2.16%	5,137	35,214	614
Redwater	25,767	3.36%	6,231	19,536	596
Ochre Park	28,351	17.81%	13,989	14,362	1,373
Oak Hill	2,851	45.02%	451	2,400	127
Namao	31,274	2.51%	10,872	20,402	737
Lilian Schick	16,372	6.25%	4,806	11,566	860
Leaning Centers	36,215	0.31%	9,857	26,358	599
Guthrie	25,361	1.95%	9,471	15,890	616
Gibbons	26,332	7.43%	3,298	23,034	468
Ecole Morinville	37,243	1.45%	12,403	24,840	742
Central Office	4,190	6.35%	670	3,520	159
Camilla	44,783	3.11%	11,453	33,330	856
Bon Accord	22,406	3.85%	9,898	12,508	932

Note: Four Winds School is excluded from the printer report as it is managed separately

Trees Consumed
52.41

CO2 Produced (kg)
5,546.6

Equivalent Bulb Hours
347,282.7