



**DATE:** June 28, 2023

**TO:** Board of Trustees

**FROM:** Shawna Warren, Superintendent

**ORIGINATOR:** Jonathan Konrad, Deputy Superintendent, Education Services  
Robert Litchfield, Director, Technology Services

**GOVERNANCE POLICY:** [Policy 700 – Superintendent of Schools](#)

**ADDITIONAL REFERENCE:** [AP865 – Information and Communication Technology](#)  
Assurance Domain – Learning Supports  
Assurance Domain – Governance

**SUBJECT:** Monthly IT Report – June 2023

---

**PURPOSE:**

For information.

**BACKGROUND:**

While the school year is ending, the Tech team still has work to complete over the summer. The Team plans to deploy 53 digital screens to schools, deploy approximately 100 iPads and implement a more streamlined technical procurement process.

Administration is prepared to respond to questions at the June 28, 2023, Public Board meeting.

**ATTACHMENT(S):**

1. Monthly IT Report – June 2023



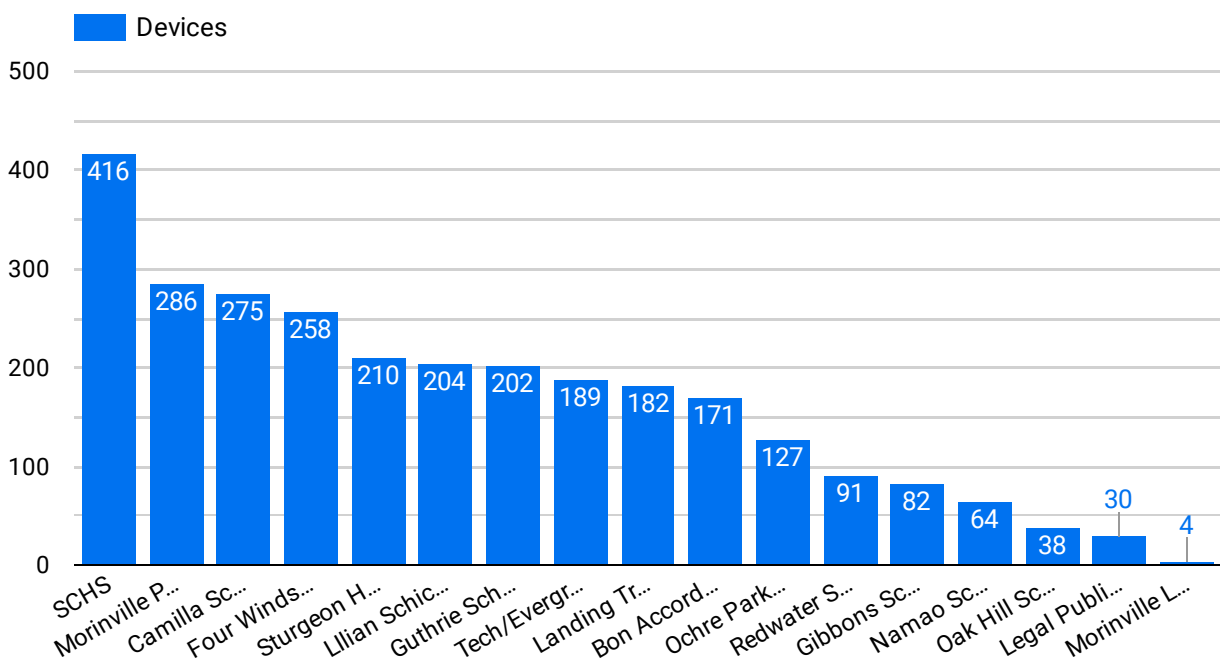
# Monthly Board Report - May Data

## Primary System Availability

99.9% uptime is considered very good, and is what our suppliers support

Google	Microsoft	PowerSchool	SuperNet
100 %	100 %	99.2 %	100 %

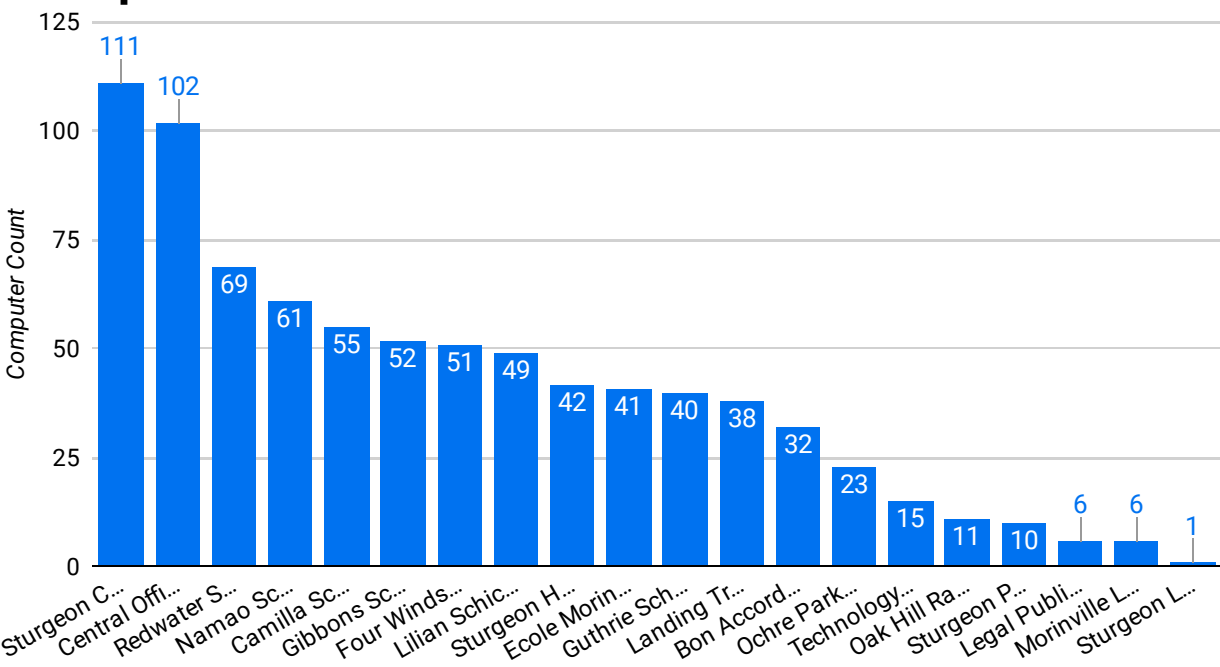
## ChromeBook Fleet



Items listed under Tech/Evergreen consist of repair replacement stock, evergreen replacement stock and stock that has yet to be deployed

Evergreen (Year) ^	Devices
2022	121
2023	62
2024	384
2025	526
2026	600
2027	1,139

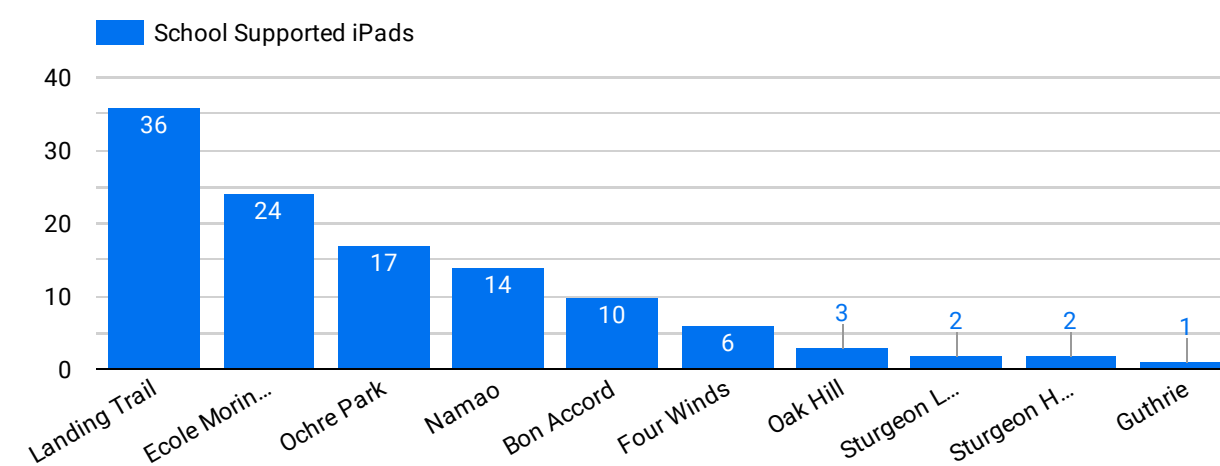
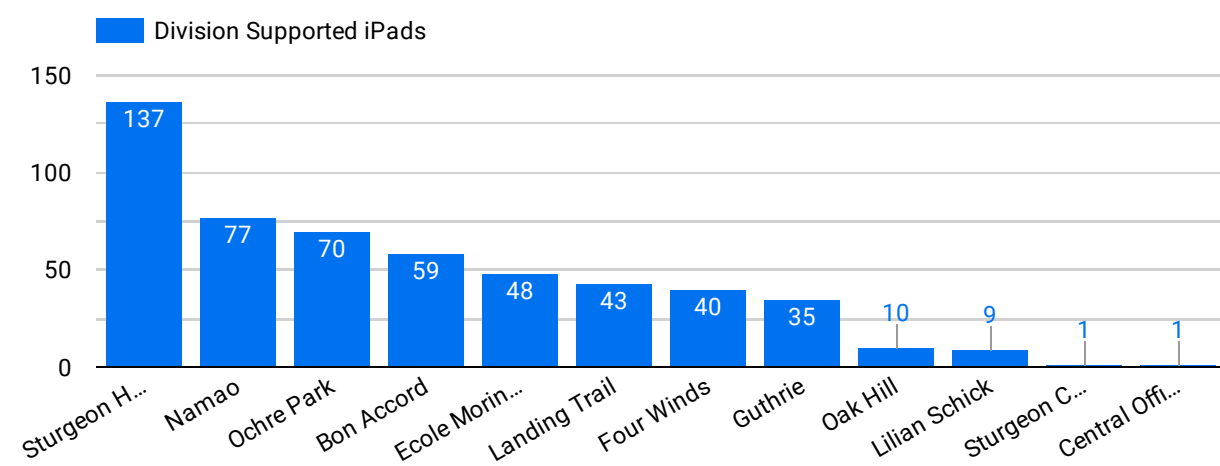
## Computer Fleet



Items listed under Central Office consist of devices used by CO staff, repair replacement stock, evergreen replacement stock and stock that has yet to be deployed

Evergreen (Year) ^	Record Count
2022	6
2023	40
2024	303
2025	164
2026	274
2027	91

## iPad Fleet



Evergreen (Year) ^	Record Count
2023	431
2025	5
2026	94

## Printer Fleet

Printer Group ^	Total Printed Pages	Percentage Colour	Single Sided	Double Sided	Print Jobs
Sturgeon Heights	33,708	3.96%	12,126	21,582	873
Sturgeon Composite	49,636	3.36%	6,018	43,618	715
Redwater	28,560	4.18%	6,808	21,752	642
Ochre Park	27,039	19.27%	15,065	11,974	1,792
Oak Hill	2,402	47.27%	752	1,650	114
Namao	37,726	3.12%	11,958	25,768	878
Lilian Schick	25,101	2.44%	6,431	18,670	1,104
Leaning Centers	50,772	1.47%	16,612	34,160	887
Guthrie	28,288	2.11%	10,012	18,276	700
Gibbons	31,248	2.86%	6,288	24,960	630
Ecole Morinville	29,304	3.21%	14,236	15,068	735
Central Office	3,698	43.89%	1,324	2,374	271
Camilla	63,958	3.66%	15,946	48,012	1,133
Bon Accord	18,903	5.7%	11,157	7,746	978

Note: Four Winds School is excluded from the printer report as it is managed separately

Trees Consumed  
**60.42**

CO2 Produced (kg)  
**6,394.4**

Equivalent Bulb Hours  
**400,364.8**