



**DATE:** August 23, 2023

**TO:** Board of Trustees

**FROM:** Shawna Warren, Superintendent

**ORIGINATOR:** Jonathan Konrad, Deputy Superintendent, Education Services  
Robert Litchfield, Director, Technology Services

**GOVERNANCE POLICY:** [Policy 700 – Superintendent of Schools](#)

**ADDITIONAL REFERENCE:** [AP865 – Information and Communication Technology](#)

Assurance Domain – [Learning Supports](#)  
Assurance Domain – [Governance](#)

**SUBJECT:** Monthly IT Report – July & August 2023

---

**PURPOSE:**

For information.

**BACKGROUND:**

The Technology Services team is close to finishing rolling out the 53 digital screens and will have it completed before the students are in the schools.

The iPad deployment was delayed as more work is being done by the Principals and the Education Planning team to work through the approved software list which will require some configuration changes. A new completion date will be provided once the planning is finalized.

The team is finalizing preparation to support the staff and students for the start of the school year.

Administration is prepared to respond to questions at the August 23, 2023, Public Board meeting.

**ATTACHMENT(S):**

1. Monthly IT Report – July 2023



# Monthly Board Report - July Data

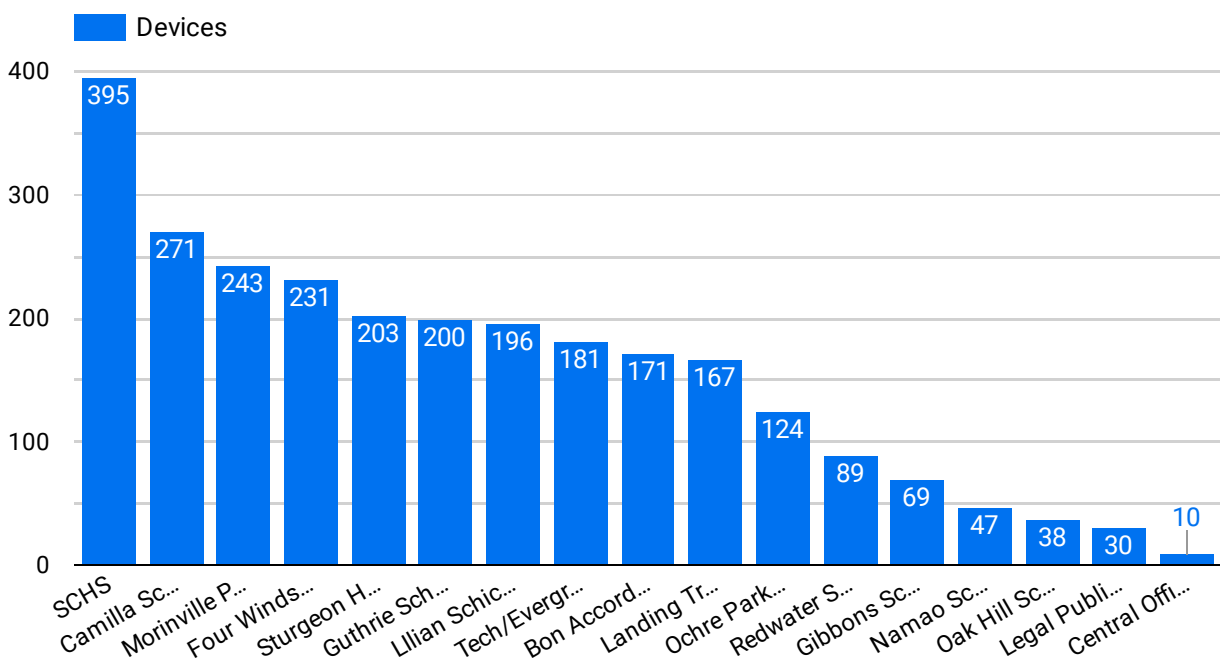
## Primary System Availability

99.9% uptime is considered very good, and is what our suppliers aim for

Google **99.89%**    Microsoft **99.87%**    PowerSchool **99.55%**    SuperNet **99.9%**

System availability was affected by a short planned outage of our internet connection

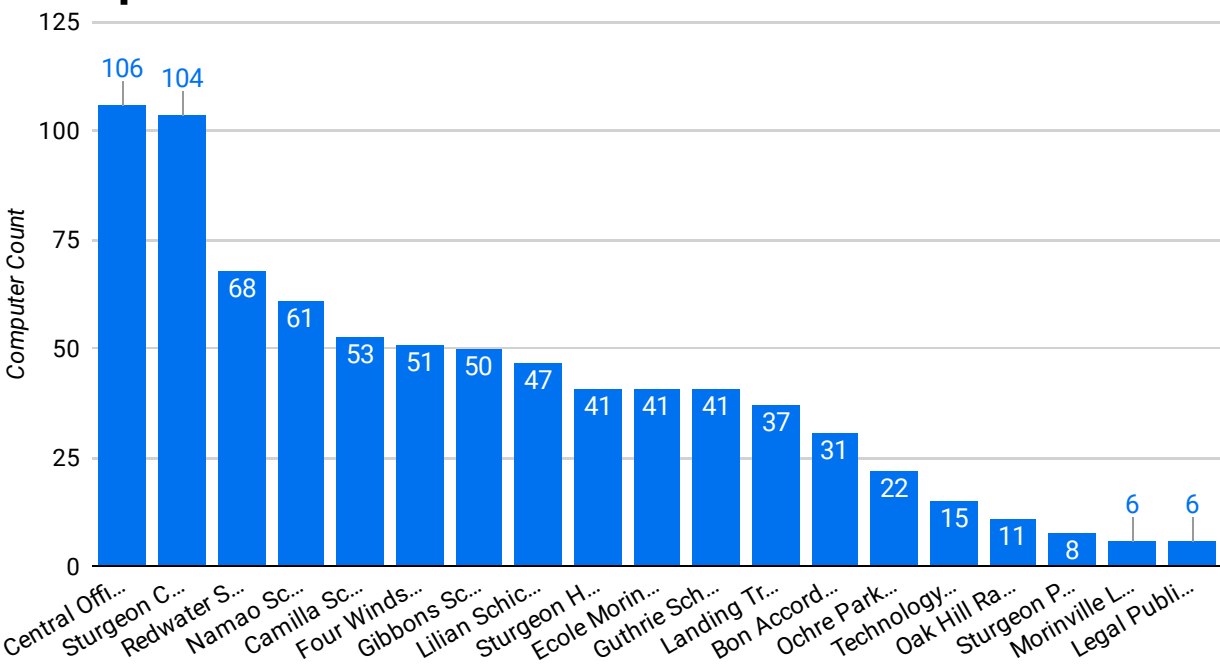
## ChromeBook Fleet



Items listed under Tech/Evergreen consist of repair replacement stock, evergreen replacement stock and stock that has yet to be deployed

Year ^	Record Count
2022	15
2023	13
2024	371
2025	520
2026	537
2027	1,220

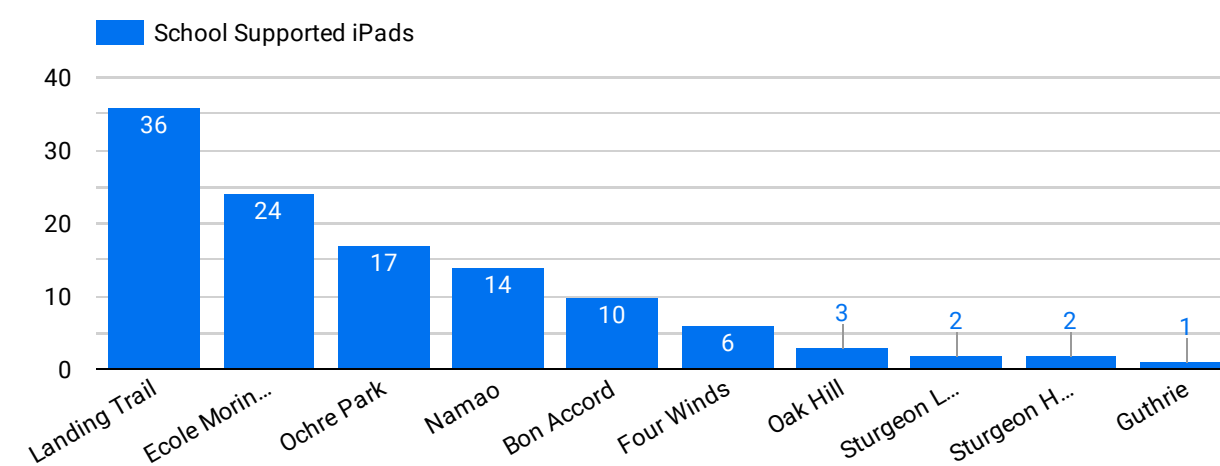
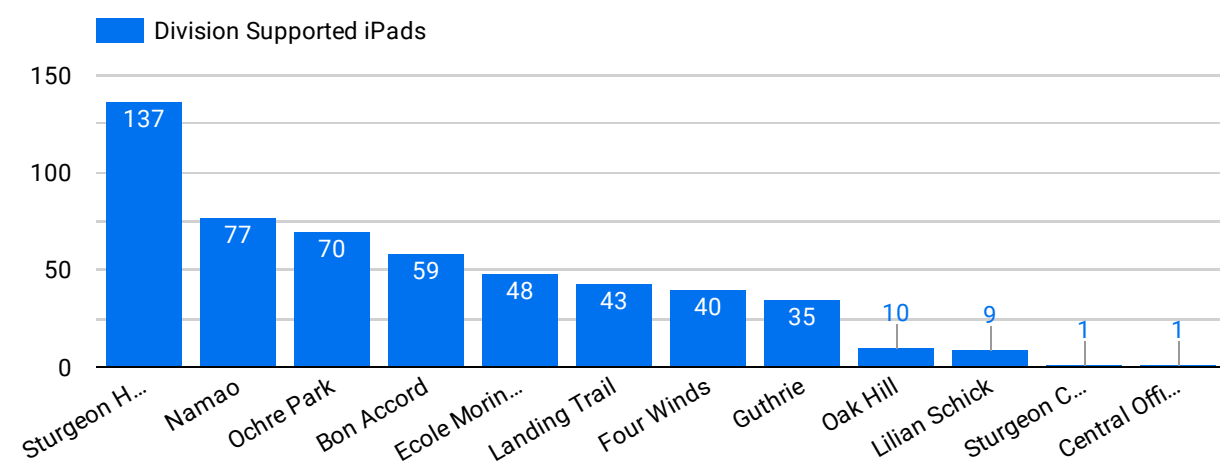
## Computer Fleet



Items listed under Central Office consist of devices used by CO staff, repair replacement stock, evergreen replacement stock and stock that has yet to be deployed

Evergreen (Year) ^	Record Count
2022	6
2023	39
2024	302
2025	163
2026	274
2027	112

## iPad Fleet



Evergreen (Year) ^	Record Count
2023	431
2025	5
2026	94

## Printer Fleet

For July, a few school's printers did not report their statistics.

Printer Group ^	Total Printed Pages	Percentage Colour	Single Sided	Double Sided	Print Jobs
Sturgeon Heights	0	null	0	0	0
Sturgeon Composi...	5,189	5.17%	1,455	3,734	122
Redwater	344	26.01%	224	120	40
Ochre Park	15	0%	15	0	2
Oak Hill	200	11.11%	200	0	4
Namao	0	null	0	0	0
Lilian Schick	542	2,752.63%	4	538	8
Legal	40	8.11%	22	18	24
Landing Trail	0	null	0	0	0
Guthrie	25	0%	1	24	3
Gibbons	0	null	0	0	0
Ecole Morinville	0	null	0	0	0
Central Office	593	7.43%	499	94	135
Camilla	0	null	0	0	0
Bon Accord	212	68.25%	54	158	20

Note: Four Winds School is excluded from the printer report as it is managed separately

Trees Consumed  
**2.41**

CO2 Produced (kg)  
**255.3**

Equivalent Bulb Hours  
**15,982.1**